

GATES INDUSTRIAL POWER TRANSMISSION

CATALOG NO. 20211

EDITION 2021

SUPERSEDES 20211 (2020)

A COMPREHENSIVE PRODUCT RANGE



DRIVEN BY POSSIBILITY™



OUR VISION

**“CONTINUALLY PUSH
THE BOUNDARIES OF
MATERIALS SCIENCE TO
ADVANCE THE WAY THE
WORLD MOVES.”**

GATES INDUSTRIAL POWER TRANSMISSION

A COMPREHENSIVE PRODUCT RANGE



GATES. DRIVEN BY POSSIBILITY.

If it runs, we can help it run better. Gates is a global leader in power transmission and fluid power products and services. We serve customers across industries, bringing relentless innovation, and uncompromising quality to every product we make. Our reputation is built on over a century of experience, but everything we do is geared towards powering the future.

Power Transmission Division

In 1917, John Gates revolutionized industrial machinery with the world's first rubber V-Belt, and began the legacy of advanced design that defines The Gates Corporation. In 1946, Gates invented the first toothed timing belt, known as the synchronous belt. In 1979, we created the multi-ribbed belt that changed automotive transmission as we know it. Continuous innovation isn't just what we do. It's who we are. Trust the leaders in research, design, material science, and the manufacturing of the best power transmission solutions in the world - only with Gates.

ENGINEERED TO EXCEED EXPECTATIONS.

The Gates brand is a promise. A promise that all of our products have been manufactured to the highest possible standards. In nearly every corner of industry and nearly every working environment imaginable, when a part has to do the job it was designed for, it has to be Gates.

WHERE OTHERS SEE THE UNKNOWN, WE SEE POSSIBILITY.

Change is a part of the Gates DNA. We never stand still, but are always looking for ways to meet emerging challenges head-on with solutions that accelerate our partners' growth and development.

COMMITTED TO YOUR BUSINESS.

In every engagement, we work tirelessly to listen to our partners and to develop solutions for their challenges that change their business for the better. Our greatest achievement is their success.



	Product info	Size list
1. V-belts		
1 PREDATOR™	6	63
2 QUAD-POWER™ 4	7	66
3 SUPER HC™	8	75
4 SUPER HC™ MN	9	85
5 TRI-POWER™	10	93
6 HI-POWER™	11	99
7 DELTA RANGE	12	112
8 PREDATOR™ POWERBAND™	14	134
9 QUAD-POWER™ 4 POWERBAND™	15	138
10 SUPER HC™ & HI-POWER™ POWERBAND™	16	143
11 HI-POWER™ DUBL-V	17	152
12 MULTI-SPEED™	18	157
13 POWERATED™	19	158
14 POLYFLEX™	20	163
15 POLYFLEX™ JB™	21	168
16 MICRO-V®	22	174
2. Synchronous belts		
17 POLY CHAIN® CARBON™ VOLT™	25	181
18 MINI POLY CHAIN® GT CARBON™ 8MGT	26	183
19 POLY CHAIN® GT CARBON™ 5MGT	27	184
20 POLY CHAIN® GT CARBON™ EXTENDED LENGTH	28	185
21 POLY CHAIN® GT CARBON™ HIGH TEMPERATURE	29	
22 POLY CHAIN® GT2	30	186
23 POWERGRIP™ GTX	31	188
24 POWERGRIP™ GT3 2MGT, 3MGT & 5MGT	32	190
25 POWERGRIP™ GT4 8MGT & 14MGT	33	195
26 POWERGRIP™ HTD™ 3M & 5M	34	197
27 POWERGRIP™ HTD™ 8M, 14M & 20M	35	202
28 POWERGRIP™	36	205
29 TWIN POWER	37	213
30 LONG LENGTH	38	219
31 POWERPAINT™	40	223
3. Polyurethane belts		
32 SYNCHRO-POWER™	42	
33 CUSTOMIZED POLYURETHANE BELTS	43	
34 SUPER FLEX	44	
35 LINEAR BELTS	45	
36 WIDE BELTS	46	
37 FLAT BELTS	47	
4. Metal parts		
38 SPROCKETS POLY CHAIN GT 8MGT - 14MGT	49	227
39 SPROCKETS POLY CHAIN® 5MGT/POWERGRIP™ 5MGT	50	233
40 SPROCKETS POLY CHAIN® GT STAINLESS STEEL 8MGT	51	235
41 IDLER SPROCKETS POLY CHAIN® GT 8MGT & 14MGT	52	236
42 IDLER BRACKETS	53	237
43 FLAT IDLER PULLEYS	54	238
5. Preventive maintenance tools		
44 V-BELT PULLEY GAUGES	56	
45 INDUSTRIAL BELT LENGTH FINDER	57	
46 SINGLE / DOUBLE BARREL TENSION TESTER	58	
47 SONIC TENSION METER 508C	59	
48 SONIC TENSION METER 308C	60	
49 LASER AT-1	61	
6. V-belt size list	62	
7. Synchronous belt size list	180	
8. Support services	239	



1. **V-BELTS**



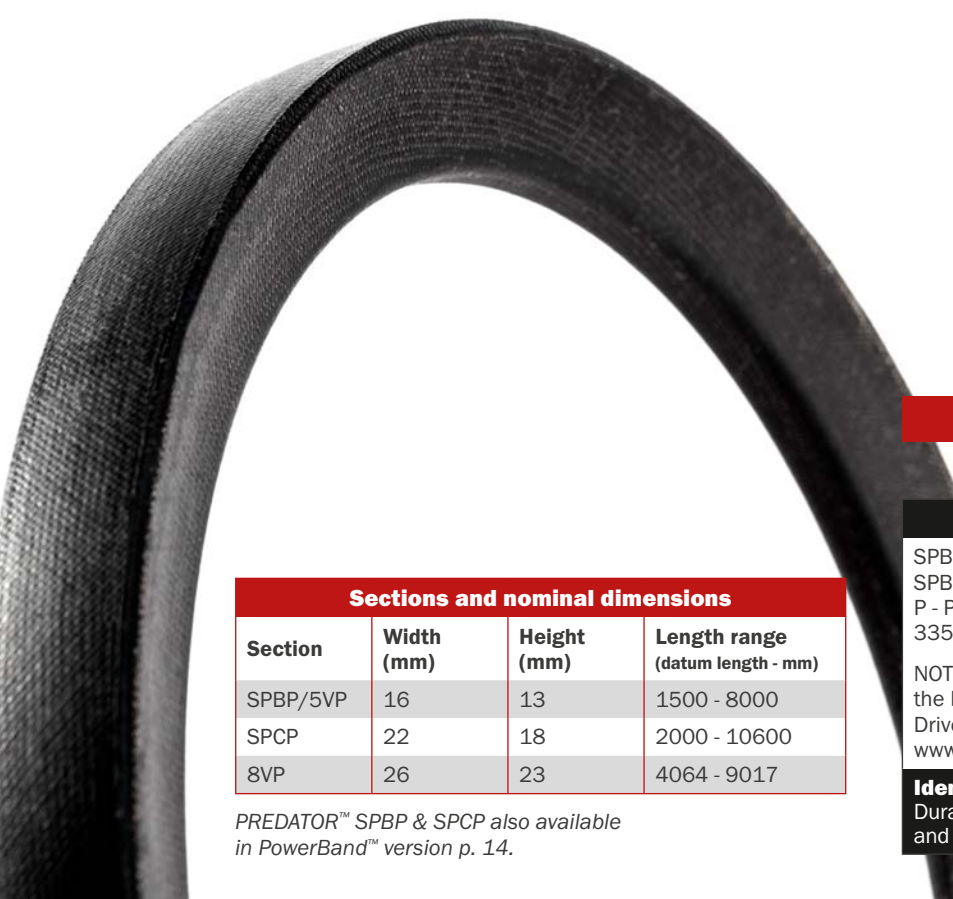
Gates Predator V-belts are the markets leading heavy duty V-belts. Unique in their extreme robustness and high load carrying capability they are unrivalled. They are excellent problem solvers that perform well in harsh environments and in extremely demanding applications where standard V-belts have performance issues. The Predator belt difference is in the construction: they have the highest power density of any V-belt and virtually zero stretch because of the use of high strength, high modulus aramid tensile cords.

CONSTRUCTION

- Aramid tensile cords provide extraordinary strength, durability and virtually zero stretch.
- Double fabric cover offers extreme abrasion and wear resistance.
- Specially treated extra tough cover withstands slip and shear forces at peak loads without generating excessive heat and resists penetration by foreign materials.
- Improved rubber compounds provide superbe oil and heat resistance.
- Non-rubber Bare back surfaced cover allows momentary slippage due to excessive overloads without damaging the belt.

BENEFITS

- At least 40% higher power ratings than standard construction V-belts.
- No need for constant belt re-tensioning: less maintenance, less downtime.
- Excellent problem solver.
- Static conductive (ISO 1813 - with the exception of 8VP) and can as such be used in the conditions described in the Directive 2014/34/EU- ATEX.
- Available on demand in Matched sets. Contact Customer Service for details.
- REACH and RoHS 2 compliant.
- Temperature range: -30 °C to +60 °C.



Please refer to p. 63 for size list.

Sections and nominal dimensions

Section	Width (mm)	Height (mm)	Length range (datum length - mm)
SPBP/5VP	16	13	1500 - 8000
SPCP	22	18	2000 - 10600
8VP	26	23	4064 - 9017

PREDATOR™ SPBP & SPCP also available in PowerBand™ version p. 14.

Ordering code

SPBP3350
SPB - Section
P - Predator version
3350 - Datum length (mm)

NOTE: For correct design and tensioning of the belt please use Gates DesignFlex™ Pro™ Drive design software, available on www.Gates.com.

Identification

Durable silver marking indicating the belt type and white marking indicating the belt dimensions.

02 QUAD-POWER™ 4

HEAVY DUTY RAW EDGE, MOULDED NOTCH, NARROW SECTION V-BELT



By using innovative minimal-stretch cord technology, Gates Quad-Power™ 4 bandless V-belts are free of maintenance. Unlike conventional belts, the Quad-Power™ 4 V-belt does not suffer from severe tension decay in the first hours after installation. So no run-in period nor any re-tensioning are required. This new generation of SERVICE FREE EPDM belts are designed to extend product life time eliminating costly downtime for re-tensioning, repair and replacement.

CONSTRUCTION

- Minimal-elongation polyester tensile cords allow for stable tension over the entire lifetime.
- Blue adhesion layer for an extra strong bonding of the tensile cords and the rubber compound.
- Optimized notch form for reduced bending stress and improved efficiency.
- New generation EPDM rubber compound to ensure a long service life and a wear-resistant belt under extreme temperatures.

BENEFITS

- Energy efficiencies up to 98%.
- Less downtime.
- Fewer replacements.
- Higher performance.
- Wider temperature range.
- Halogen-free belt.
- A clear branding for ease of identification.
- Perfect fit on standard ISO/DIN V-pulleys and 3VX/5VX for RMA pulley grooves.
- REACH and RoHS 2 compliant.
- Static conductive (ISO 1813) and can as such be used in the conditions described in the Directive 2014/34/EU- ATEX.
- **Match** system: all sizes meet Gates **UNISET** tolerances, they can be installed without matching.
- Temperature range: -50 °C to +130 °C.

Please refer to p. 66 for size list.

Ordering code

XPZ600
XPZ - Section
600 - Datum length (mm)

3VX238
3VX - Section
238 - Effective length (inch 23.8)

NOTE: For correct design and tensioning of the belt please use Gates DesignFlex™ Pro™ Drive design software, available on www.Gates.com.

Identification

Durable blue marking indicating the belt type and white marking indicating the belt dimensions.

Sections and nominal dimensions

Section	Width (mm)	Height (mm)	Length range (datum length - mm)
XPZ/3VX	10	8	600 - 3550
XPA	13	10	690 - 4000
XPB/5VX	16	13	1000 - 5070
XPC	22	18	1900 - 5000

Quad-Power™ 4 XPZ, XPA & XPB also available in PowerBand™ version p. 15.



The Gates Super HC™ V-belt combines the strength of a wrapped belt construction with the economies of a narrow section V-belt. It transmits more power in a given space and allows more compact drive design than classical section V-belts. In short, it offers you more power and considerably reduces the space needed. This significantly cuts the overall drive cost. Super HC™ V-belts also have exclusive Gates construction features for longer life on your drives!

CONSTRUCTION

- Arched top, concave sidewalls and rounded corners provide uniform tensile loading and uniform pulley sidewall contact for excellent belt service and reduced pulley wear.
- The Flex-Weave oil and heat resistant cover protects the belt.
- The vulcanised Flex-bonded tensile cords provide superior resistance to tensile and flexing forces, fatigue and shock loads.
- The belt will not catch fire from heat buildup, even with severe slippage.
- Static conductive (ISO 1813) and can as such be used in the conditions described in the Directive 2014/34/EU- ATEX.

BENEFITS

- Excellent performance/cost ratio.
- More compact design compared to classical section V-belts.
- Cost and space savings by reducing size of pulleys, bearings, guards and mounts.
- Improved belt life reducing expensive maintenance time.
- **Match** system: all sizes meet Gates **UNISSET** tolerances, they can be installed without matching.
- REACH and RoHS 2 compliant.
- Temperature range: -30 °C to +60 °C.



Please refer to p. 75 for size list.

Sections and nominal dimensions			
Section	Width (mm)	Height (mm)	Length range (datum length - mm)
SPZ/3V	10	8	487 - 3750
SPA	13	10	732 - 5000
SPB/5V	16	13	1250 - 8000
SPC	22	18	2000 - 16500
8V	26	23	2540 - 14225

SPB, SPC also available in PowerBand™ version p. 16 or aramid cord construction p. 6.

Ordering code
SPZ1060/3V420 SPZ - Section 1060 - Datum length (mm) 3V - Section 420 - Effective length (42.0 inch)
NOTE: For correct design and tensioning of the belt please use Gates DesignFlex™Pro™ Drive design software, available on www.Gates.com .
Identification
Durable yellow marking indicating the belt type and white marking indicating the belt dimensions.

04 SUPER HC™ MN

RAW EDGE, MOULDED NOTCH NARROW SECTION V-BELT



Super HC™ MN V-belts put more power where high speeds, high speed ratios or small pulley diameters are required, offering significant benefits over classical section V-belts. Developed through specialised research, Super HC™ MN is highly recommended for use on all industrial heavy-duty, narrow section V-belt drives. With an increased transmission efficiency this belt allows for a more compact and highly economical drive design. Super HC™ MN belts are available up to 4750mm ISO datum lengths.

CONSTRUCTION

- MN = Moulded Notches reduce and evenly distribute thermal and bending stresses. The moulded notch pattern also reduces noise.
- Precision-ground straight sidewalls give a uniform wedging action and ensure the belt fits correctly in the pulley grooves.
- Back idlers can be used.
- Flex-bonded tensile cords are vulcanised as one solid unit making the belt highly resistant to tensile and flexing forces, fatigue and shock loads.
- Elastomeric compound protects the belt against heat, ozone and sunlight.
- Even with severe slippage, the belt will not catch fire from heat build-up.
- Static conductive (ISO 1813) and can as such be used in the conditions described in the Directive 2014/34/EU- ATEX.

BENEFITS

- Excellent performance/cost ratio.
- More compact design compared to classical section V-belts.
- Cost and space savings by reducing size of pulleys, bearings, guards and mounts.
- Improved belt life reducing expensive maintenance time.
- **Match** system: all sizes meet Gates **UNISET** tolerances, they can be installed without matching.
- REACH and RoHS 2 compliant.
- Temperature range: -30 °C to +60 °C.



Please refer to p. 85 for size list.

Ordering code

SPZ560MN
SPZ - Section
560 - Datum length (mm)
MN - Moulded notch

NOTE: For correct design and tensioning of the belt please use Gates DesignFlex™ Pro™ Drive design software, available on www.Gates.com.

Identification

Durable yellow marking indicating the belt type and white marking indicating the belt dimensions.

Sections and nominal dimensions

Section	Width (mm)	Height (mm)	Length range (datum length - mm)
SPZ-MN	10	8	560 - 3550
SPA-MN	13	10	732 - 4000
SPB-MN	16	13	1250 - 4750
SPC-MN	22	18	2000 - 4750



Gates Tri-Power™ V-belt is built for superior performance on heavy duty drives of classical crosssection. The raw edge construction and special notch design makes the Tri-Power™ belt especially suited for drives requiring small diameter pulleys and back idlers. The ethylene EPDM compound allows the belt to handle extreme temperatures up to +120° C.

CONSTRUCTION

- This is a classical section/profile construction.
- Static conductive to ISO and RMA standards for use in explosive environments.
- Flex Bonded tensile cords for resistance to bending stress and separation.
- Cross oriented fiber loaded rubber compound for flexibility and stability.
- Static conductive (ISO 1813) and can as such be used in the conditions described in the Directive 2014/34/EU- ATEX.
- EPDM rubber compound to ensure a long service life and a wear-resistant belt under extreme temperatures.

BENEFITS

- Notched construction to allow bending around small pulley diameters.
- **Match** system: all sizes meet Gates **UNISSET** tolerances, they can be installed without matching.
- Raw edge, molded notch construction saves up to 3% on energy costs over wrapped belts.
- Improved flexibility for increased performance on small pulley diameters.
- REACH and RoHS 2 compliant.
- Temperature range: -50° C to +120° C.



Please refer to p. 93 for size list.

Ordering code
AX39
AX - Section
39 - Inside length (inch)

NOTE: For correct design and tensioning of the belt please use Gates DesignFlex™ Pro™ Drive design software, available on www.Gates.com.

Identification
Durable red marking indicating the belt type and white marking indicating the belt dimensions.

Sections and nominal dimensions			
Section	Width (mm)	Height (mm)	Length range (effective length - mm)
AX	13	8	585 - 4445
BX	17	11	610 - 9221
CX	22	14	1397 - 9246



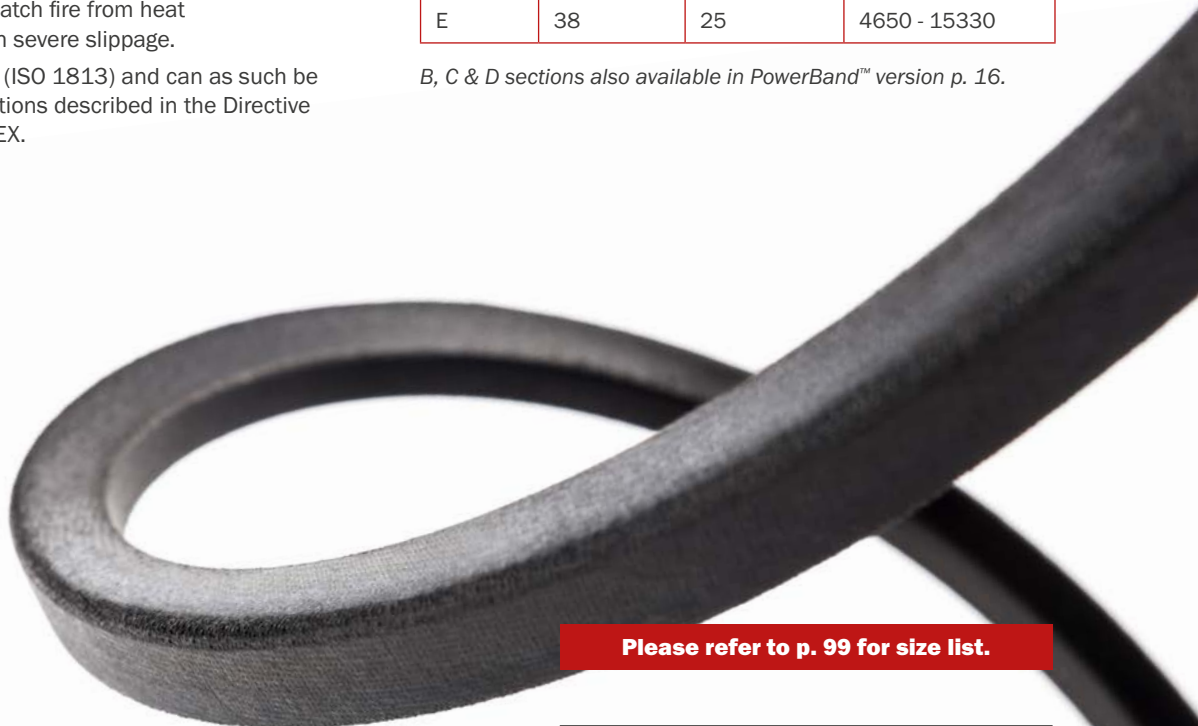
The wrapped classical section Hi-Power™ V-belt has a long reputation for reliability on agricultural and industrial applications. The arched top of the Hi-Power™ belt provides superior strength to prevent “dishing” and distortion of the tensile section. The cords are properly aligned, each of them carrying its full share of the load.

CONSTRUCTION

- Arched top, concave sidewalls and rounded corners provide uniform tensile loading and uniform pulley sidewall contact for excellent belt service life and reduced pulley wear.
- The Flex Weave oil and heat resistant cover protects the belt core from the toughest environments.
- The vulcanized Flex-bonded tensile cords provide superior resistance to tensile and flexing forces, fatigue and shock loads.
- High-quality rubber compound protects the belt against heat, ozone and sunlight.
- The belt will not catch fire from heat buildup, even with severe slippage.
- Static conductive (ISO 1813) and can as such be used in the conditions described in the Directive 2014/34/EU- ATEX.

Sections and nominal dimensions			
Section	Width (mm)	Height (mm)	Length range (datum length - mm)
Z	10	6	425 - 2500
A	13	8	457 - 5000
B	17	11	650 - 11960
C	22	14	1080 - 10795
D	32	19	2500 - 16850
E	38	25	4650 - 15330

B, C & D sections also available in PowerBand™ version p. 16.



Please refer to p. 99 for size list.

BENEFITS

- Excellent performance/cost ratio.
- Reliability and efficiency.
- Long belt life reducing replacement and maintenance costs.
- **Match** system: all sizes meet Gates **UNISSET** tolerances, they can be installed without matching.
- REACH and RoHS 2 compliant.
- Temperature range: -30 °C to +60 °C.

Ordering code
Z19 Z - Section 19 - Inside length (inch)
NOTE: For correct design and tensioning of the belt please use Gates DesignFlex™ Pro™ Drive design software, available on www.Gates.com .
Identification
Durable red marking indicating the belt type and white marking indicating the belt dimensions.



With Gates you are fully equipped to run strong, whatever you need. Besides our wide range of premium belts, we now also offer you Gates Delta standard V-belts. These standard V-belts stand for a sharp price and performance in combination with trusted Gates quality. They provide the cost-effective solution for all your standard industry drives. Gates Delta belts are made to run.

CONSTRUCTION

- Quality rubber belt body.
- High-strength polyester tensile cords providing resistance to flexing forces, fatigue and shock loads.
- Oil-resistant flip band offering good grip and protection against abrasion.
- Good belt flexibility, stability and smooth running operation guaranteed.
- Static conductive (ISO 1813) and can as such be used in the conditions described in the Directive 2014/34/EU- ATEX.

BENEFITS

- Made by Gates.
Delta is a 100% Gates brand.
- Made in Europe.
Trusted quality, 100% made in our own Gates European factories.
- Made to deliver.
Two V-belt profiles in a complete size range available at sharp prices.

PRODUCT FEATURES

- **Match** system: all sizes meet Gates **UNISSET** tolerances, they can be installed without matching.
- Excellent price/performance ratio.
- Trusted Gates quality that equals peace of mind.
- Made to run in all your standard industry drives.
- REACH and RoHS 2 compliant.
- Available in all popular sections and belt lengths.
- Specified to operate in a temperature range from -30 °C to +70 °C.



07 DELTA RANGE



DELTA CLASSIC™

Delta Classic™ V-belts have a classical V-shaped profile and are built for a reliable and durable performance on all industry standard classical section drives used in compressors, pumps, aggregates, alternators, saw, milling, and processing machines. Just to name a few.

Ordering code
C62DELTA C - Section 62 - Inside length (inch) DELTA - Product name
Identification
Durable green marking indicating the belt type and white marking indicating the belt dimensions.

Please refer to p. 112 for size list.

Sections and nominal dimensions			
Section	Width (mm)	Height (mm)	Length range (inside length - mm)
Z	10	6	400 - 1803
A	13	8	425 - 5000
B	17	11	660 - 7110
C	22	14	1092 - 8532
D	32	19	2000 - 15240
E	38	25	3748 - 13918

DELTA NARROW™

Delta Narrow™ V-belts have a narrow section profile, making them the perfect option for all industry standard drives commonly referred to as narrow or deep wedge.

Ordering code
SPA732DELTA SPA - Section 732 - Datum length (mm) DELTA - Product name
Identification
Durable orange marking indicating the belt type and white marking indicating the belt dimensions.

Please refer to p. 125 for size list.

Sections and nominal dimensions			
Section	Width (mm)	Height (mm)	Length range (datum length - mm)
SPZ	10	8	562 - 3550
SPA	13	10	732 - 4500
SPB	16	13	1250 - 8000
SPC	22	18	2000 - 11200



Gates' Predator™ PowerBand™ belt design offers a solution for drives where single belts vibrate, turn over or jump off the pulleys. It consists of several V-belts joined together by a permanent, high-strength tie band allowing the belts to work together as one unit. The Predator™ Powerband™ belt is especially designed for demanding applications and harsh environments and offers a high resistance to vibration. Predator™ Powerband™ are available in SPBP, SPCP, 5VP/15JP and 8VP section.

CONSTRUCTION

- Narrow cross-sections.
- Strong tie band joins the back of all belts.
- Flex bonded aramid tensile cords.
- Double layer bare back fabric cover.
- Fibre-loaded compound for improved belt stability.
- Gates curves provide full contact with pulley grooves for uniform loading of cords, uniform wear and increased belt life.
- The belt will not catch fire from heat build-up, even with severe slippage.

BENEFITS

- At least 40% higher power ratings than standard construction V-belts.
- No need for constant belt re-tensioning.
- Aramid tensile cords easily handle shock loads.
- Less maintenance, less downtime.
- Excellent problem solver.
- Feature a multiple layer tie band that provides excellent lateral rigidity to prevent belts from turning over or from coming off the drive.
- Predator™ PowerBand™ belts are static conductive (ISO 1813) (except for 8VP) and can as such be used in the conditions described in the Directive 2014/34/EU- ATEX.
- Available on demand in matched sets. Contact Customer Service for details.
- REACH and RoHS 2 compliant
- Temperature range: -30 °C to +60 °C.

Please refer to p. 134 for size list.

Ordering code

SPBP3350/3
 SPB - Section
 P - Predator version
 3350 - Datum length (mm)
 3 - Number of ribs

NOTE: For correct design and tensioning of the belt please use Gates DesignFlex™ Pro™ Drive design software, available on www.Gates.com.

Identification
 Durable silver marking indicating the belt type and white marking indicating the belt dimensions.



Sections and nominal dimensions					
Section	Width (mm)	Height (mm)	Rib spacing/ Pitch (mm)	Available number of ribs	Length range (datum length - mm)
SPBP	16	13	19.0	2 ÷ 16	2120 – 8000
SPCP	22	18	25.5	2 ÷ 12	3000 – 11200
5VP/15JP	16	13	17.5	2 ÷ 16	1400 – 9000 effective length - mm
8VP/25JP	26	23	28.6	2 ÷ 12	2540 - 15240 effective length - mm



Gates PowerBand™ belts are engineered for drives that are subject to pulsating loads, shock loads or extreme vibrations. By joining several Quad-Power™ 4 V-belts together the Quad-Power™ 4 PowerBand™ offers a maintenance-free solution for drives where single belts vibrate, turn over or jump off the pulleys. It comes with all of the advantages of the single belt: this SERVICE FREE EPDM belts are designed to extend product life time eliminating costly downtime for re-tensioning, repair and replacement. Furthermore these belts offer a broad temperature operating range.

CONSTRUCTION

- Minimal-elongation polyester tensile cords allow for stable tension over the entire lifetime.
- PowerBand™ construction is built as one solid unit, controlling the belt-to-belt distance and preventing sideways bending. This provides excellent resistance against vibrations and shock loads.
- Flat back construction reduces noise when used with a back side idler or tensioner.
- EPDM rubber compound to ensure a long service life and a wear-resistant belt under extreme temperatures.

BENEFITS

- Service-free PowerBand™ V-belt with high stability on the toughest drives.
- Halogen-free belt.
- Perfect fit on standard ISO/DIN (for XPZ/XPA/XPB) or RMA (for 3VX/5VX) V-pulleys.
- Manufactured to DIN7753, ISO4184, RMA IP-22.
- Savings in drive space and weight thanks to high transmission efficiency.
- High stability and smooth running on the toughest drives.
- Important design economies possible.
- Static conductive (ISO 1813) and can as such be used in the conditions described in the Directive 2014/34/EU- ATEX.
- RoHS 2 and REACH compliant.
- Match** system: all sizes meet Gates UNISET tolerances, they can be installed without matching.
- Temperature range: -50 °C to +130 °C.

Please refer to p. 138 for size list.

Ordering code
XPB2500/2 XPB - Section 2500 - Datum length (mm) 2 - Number of ribs
NOTE: For correct design and tensioning of the belt please use Gates DesignFlex™ Pro™ Drive design software, available on www.Gates.com .
Identification
Durable blue marking indicating the belt type and white marking indicating the belt dimensions.



Sections and nominal dimensions								
Section	Standard numbers of ribs				Rib spacing/ Pitch (mm)	Width (mm)	Height (mm)	Length range (datum length - mm)
	2	3	4	5				
XPZ	x	x	x		12.0	10	8	800 - 3550
XPA	x	x			15.0	13	10	800 - 4000
XPB	x	x			19.0	16	13	1250 - 4750
3VX*	x	x	x	x	10.3	10	8	635 - 3555 effective length - mm
5VX*	x	x	x	x	17.5	16	13	1270 - 5080 effective length - mm

*Branded as Super HC™ PowerBand™.

10 SUPER HC™ & HI-POWER™ POWERBAND™

WRAPPED, NARROW SECTION/CLASSICAL SECTION JOINED V-BELT



Gates Super HC™ PowerBand™ and Hi-Power™ PowerBand™ offer a solution for drives where single belts vibrate, turn over or jump off the pulleys. They consist of several V-belts joined together by a permanent, highstrength tie band offering a tougher more stable solution compared to a single belt.

CONSTRUCTION

- Strong band controls belt-to-belt distance and prevents sideways bending.
- Flex-bonded tensile cords are vulcanized as one solid unit making the belt highly resistant to tensile and flexing forces, fatigue and shock loads.
- Hi-Power™ PowerBand™ B, C and D sections are available on request.
- Concave sides and arched top.
- Flex-Weave™ cover protects the belt core from the toughest environments.
- Elastomeric compound protects the belt against heat, ozone and sunlight.
- Static conductive (ISO 1813) and can as such be used in the conditions described in the Directive 2014/34/EU-ATEX.
- Super HC™ PowerBand™ is available in SPB, SPC, 3V(9J), 5V(15J) and 8V(25J) sections.

BENEFITS

- Better resistance to vibrations.
- High stability and smooth running on the toughest drives.
- Important design economies possible.
- Savings in drive space and weight due to high transmission efficiency.
- Available on demand in Matched sets. Contact Customer Service for details.
- REACH and RoHS 2 compliant.
- Temperature range: -30 °C to +60 °C.

Sections and nominal dimensions

Section	Width (mm)	Height (mm)	Rib spacing/ Pitch mm	Available number of ribs	Length range (datum length - mm)
Super HC™ PowerBand™					
SPB	16	13	19.00	2 · 16	2120 – 8000
SPC	22	18	25.50	2 · 12	3000 – 11200
3V/9J	10	8	10.30	2 · 30	1400 – 3550 effective length - mm
5V/15J	16	13	17.50	2 · 16	1400 – 9000 effective length - mm
8V/25J	26	23	28.60	2 · 12	2540 – 15240 effective length - mm
Hi-Power™ PowerBand™					
B	17	10	19.05	2 · 12	935 – 8009 effective length - mm
C	22	12	25.40	2 · 12	1598 – 10688 effective length - mm
D	32	19	36.53	2 · 8	3132 – 16784 effective length - mm

Please refer to p. 143 for size list.

Ordering code

SPB2500/3
 SPB - Section
 2500 - Datum length (mm)
 3 - Number of ribs

NOTE: For correct design and tensioning of the belt please use Gates DesignFlex™ Pro™ Drive design software, available on www.Gates.com.

Identification

Durable yellow marking (Super HC)/
 Durable red marking (Hi Power) indicating.

11 HI-POWER™ DUBL-V

WRAPPED CLASSICAL SECTION DOUBLE SIDED V-BELT



Gates' Hi-Power™ Dubl-V belt is characterised by a double-V profile. It uses flex-bonded tensile cords, which are highly resistant to flexing forces, and a protective Flex-Weave™ cover. It is the ideal solution for “serpentine” drives (drives with counter rotating shafts) where power is transmitted from both the top and the bottom of the belts. This belt is designed with a unique recessed top and bottom to maintain sidewall contact, while remaining flexible for drives that require power transmission from both sides of the belt. Suitable for all industrial serpentine applications requiring rotation reversal on some driven shafts.

CONSTRUCTION

- Gates curves provide proper cord support and full contact with the sheave-groove for uniform loading, uniform wear, and increased belt life.
- Flex-Bonded cords are strongly bonded to the body of the belt resulting in equal load distribution and the absorption of bending stress without cord deterioration.
- The Flex-Weave™ cover is a patented construction for longer cover life, providing extended protection to the core of the belt from oil, dirt, and heat.
- Classical cross-section.

BENEFITS

- Power transmission from both sides of the belt.
- Premium performance.
- Suitable for dirty/dusty environments.
- Static conductive (ISO 1813) and can as such be used in the conditions described in the Directive 2014/34/EU- ATEX.
- **Match** system: all sizes meet Gates **UNISSET** tolerances, they can be installed without matching. (Hi-Power™ Dubl-V DD not included in UNISSET tolerances).
- Temperature range: -30 °C to +60 °C.



Please refer to p. 152 for size list.

Ordering code
AA51 AA - Section (double) 51 - Inside length (inch)
NOTE: For correct design and tensioning of the belt please consult with our application engineering team.
Identification
Durable white marking indicating the belt type and white marking indicating the belt dimensions.

Sections and nominal dimensions			
Section	Width (mm)	Height (mm)	Length range (effective length - mm)
AA	13	10	1350 - 3290
BB	17	14	940 - 7635
CC	22	18	1980 - 10690
DD	32	25	6875 - 9160



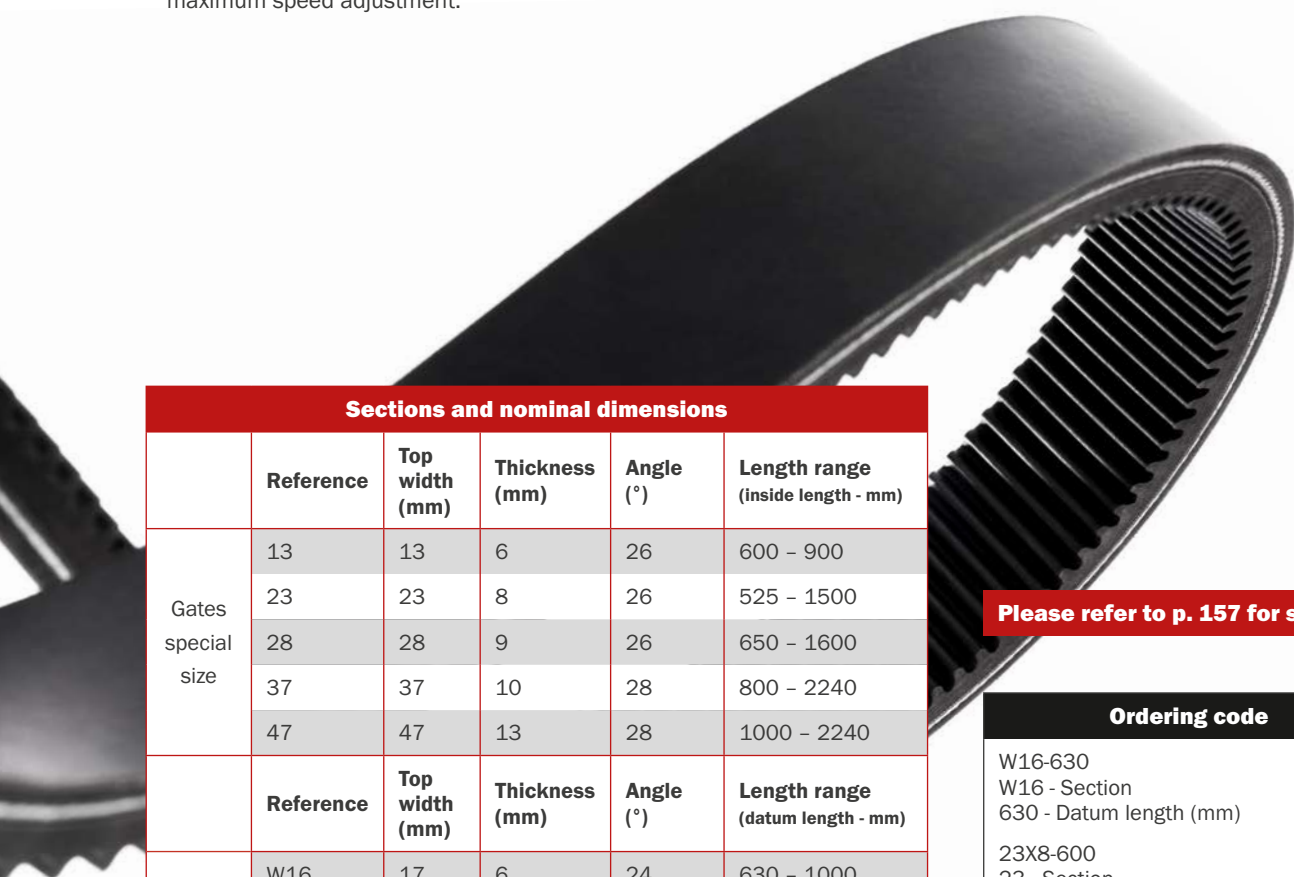
Gates Multi-Speed™ belt provides top performance on variable speed drives. It adjusts itself to the pulley groove without difficulty, providing a wide range of speeds and speed ratios. In addition to the standard Multi-Speed™ belt line, special sizes (top width, thickness and angle) are available on request.

CONSTRUCTION

- Engineered notch contour increases flexibility. The notches ensure maximum heat dispersion, considerably decreasing running temperatures.
- Strong transverse rigidity offers high resistance to distortion of the belt in the pulley. This results in even load distribution and wear reduction.
- Uniform composition and thickness of the undercord ensure smooth and silent running.
- Combination of these construction features gives maximum speed adjustment.

BENEFITS

- Maximum range of speed changes.
- High load-carrying capacity.
- Smooth machine operation.
- Exceptionally long belt life.
- Temperature range: -30 °C up to +60 °C.



Sections and nominal dimensions

	Reference	Top width (mm)	Thickness (mm)	Angle (°)	Length range (inside length - mm)
Gates special size	13	13	6	26	600 - 900
	23	23	8	26	525 - 1500
	28	28	9	26	650 - 1600
	37	37	10	28	800 - 2240
	47	47	13	28	1000 - 2240
	Reference	Top width (mm)	Thickness (mm)	Angle (°)	Length range (datum length - mm)
ISO R1604 sizes	W16	17	6	24	630 - 1000
	W20	21	7	26	630 - 1250
	W25	26	8	26	710 - 1600
	W31.5	33	10	26	900 - 2000
	W40	42	13	28	1120 - 2500
	W50	52	16	28	1400 - 3150
	W63	65	20	30	1800 - 3150

Please refer to p. 157 for size list.

Ordering code

W16-630
W16 - Section
630 - Datum length (mm)
23X8-600
23 - Section
8 - Thickness (mm)
600 - Inside length (mm)

NOTE: For correct design and tensioning of the belt please consult with our application engineering team.

Identification

Durable white marking indicating the belt type and white marking indicating the belt dimensions.



Powerated™ V-belt is recommended for heavy-duty drives and clutching applications. It meets the requirements of high power, clutching ability, heavy shock load absorption and back idler driven lawn and garden equipment.

CONSTRUCTION

- Aramid tensile cords combine limited stretch with extraordinary strength and durability.
- Low cord positioning in thin profile gives extreme flexibility.
- Distinct green color bareback low friction wrapping provide smooth clutching operation.
- Fabric reinforcement on the bottom ensures high crack resistance if back idler is used.

BENEFITS

- Smooth clutching and disengaging.
- Length stability.
- Special shock resistance.
- Special bending and crack resist.
- Temperature range: -30 °C up to +60 °C.



Please refer to p. 158 for size list.

Sections and nominal dimensions			
Section	Width (inch)	Height (inch)	Length range (outside length - mm)
3L	3/8	7/32	406 - 1549
4L	1/2	5/16	432 - 2972
5L	21/32	3/8	635 - 2515

Ordering code

3L16
 3L - Section
 16 - Outside length (inch)

NOTE: For correct design and tensioning of the belt please consult with our application engineering team.

Identification
 Durable black marking indicating the belt type and black marking indicating the belt dimensions.




This compact and strong belt with nominal top width from 3mm to 11mm transmits more power and allows high speed ratios. Polyflex™ is suited for extremely small diameter pulleys and very compact drives with high rotational speeds. Ideal for use on machines and machine tools requiring high performance and smooth operation in limited space such as bench type milling machines, lathe drives, woodworking and metalworking machine spindle drives, computer peripheral equipment, small blowers, etc.

CONSTRUCTION

- High modulus, new formulated polyurethane compound, superior to conventional belt materials, offers high fatigue and wear resistance and a high friction coefficient. It also improves adhesion to the tensile cords.
- Polyurethane is extremely resistant to heat, chemicals and oil.
- Uniformity throughout Polyflex™ is ensured because the polyurethane compound is not layered but cast without overlaps for smooth running and low vibration.
- Ribbed top provides lateral rigidity without increasing bending stresses.
- The 60° angle results in better support of the tensile section, and provides a more even load distribution.

BENEFITS

- Design freedom and space savings which are not possible with conventional rubber construction belts.
- Low maintenance cost as belt needs less re-tensioning.
- Long belt life on compact drives.
- Available on demand as Matched sets. Contact Customer Service for details.
- Temperature range: -54 °C up to +85 °C.



Please refer to p. 163 for size list.

Ordering code
5M1250
5M - Section
1250 - Effective length (mm)

NOTE: For correct design and tensioning of the belt please use Gates DesignFlex™ Pro™ Drive design software, available on www.Gates.com.

Identification
Durable white marking indicating the belt type and white marking indicating the belt dimensions.

Sections and nominal dimensions			
Section	Width (mm)	Height (mm)	Length range (effective length - mm)
3M	3	2.28	180 - 750
5M	5	3.30	280 - 1850
7M	7	5.33	500 - 2300
11M	11	6.85	710 - 2300



Polyflex™ JB™ is synonymous with high power density in small spaces. Developed by Gates and produced to patented manufacturing processes, these belts provide more load-carrying capacity at higher speeds to small multiple V-belt precision drives. This results in significant cost savings and improved design freedom. Polyflex™ JB™ belts are recommended for use on bench type milling machines, lathe drives, woodworking and metalworking machine spindle drives, computer peripheral equipment, small blowers, etc. They are available in 3M-JB, 5M-JB, 7M-JB and 11M-JB sections.

CONSTRUCTION

- JB = Joined Belt construction improves stability.
- Ribs relieve bending stress on small pulleys and provide lateral rigidity.
- The 60° angle provides more undercord support to the tensile section and distributes the load more evenly.
- Small cross-section meets special application needs such as high shaft speeds, small drive package size and smooth running requirements.
- High modulus polyurethane compound with a high friction coefficient.
- The precise casting method eliminates overlaps and layers.
- Excellent adhesion of tensile cords and polyurethane compound leads to high fatigue resistance and long belt life.
- Extra toughness. The polyurethane compound resists fatigue, wear and ozone.

BENEFITS

- Long belt life on small pulleys and compact drives.
- Greater shaft speeds, up to 30,000 rpm.
- High performance and smooth running for precision applications.
- Cost savings and design freedom.
- Avoids vibrations when subjected to shock loads.
- Available on demand in Matched sets. Contact Customer Service for details.
- Available on demand in MTQ (MTQ=Machine Tool Quality) execution (Except on 3M-JB). Contact Customer Service for details.
- Temperature range: -54 °C up to +85 °C.



Please refer to p. 168 for size list.

Sections and nominal dimensions								
Section	Standard numbers of ribs				Width (mm)	Height (mm)	Rib spacing/ Pitch (mm)	Length range (effective length - mm)
	2	3	4	5				
3M-JB	x	x			3	2.28	3.35	175 – 750
5M-JB	x	x	x	x	5	3.30	5.30	280 – 1500
7M-JB	x	x	x	x	7	5.33	8.50	490 – 2293
11M-JB	x	x			11	7.06	13.20	692 – 2282

Other number of ribs available on request. For detailed info, please contact your Gates representative.

Ordering code

5M280/3
5M - Section
280 - Effective length (mm)
3 - Number of ribs (joined belt)

NOTE: For correct design and tensioning of the belt please use Gates DesignFlex™ Pro™ Drive design software, available on www.Gates.com.

Identification
Durable white marking indicating the belt type and white marking indicating the belt dimensions.



Gates Micro-V® belts ensure outstanding performance on any industrial multi-ribbed drive. They cover a multitude of industrial applications and are suitable for industrial drives in washing machines, textile machines, vacuum cleaners, lawn mowers, machine tools, medical equipment and many more. The full line of Micro-V® belt products includes slabs in several widths as well as single belts in PJ, PK, PL and PM sections in order to perfectly match customer requirements. Both slabs and belts can be manufactured in a great variety of number of ribs.

CONSTRUCTION

- Truncated ribs ensure flexibility, reduce heat build-up and improve rib crack resistance. They also enhance load-carrying capacity on small diameter pulleys.
- Can be installed on grooved DriveR and flat DriveN pulley.
- High modulus, low stretch polyester tensile member provides superior resistance to fatigue and shock loads.
- All elastomeric rubber compound provides oil and heat resistance.
- Belts will operate in standard pulleys provided the pulleys are manufactured to the DIN 7867 or ISO 9982 standard for the specific cross-section.
- Specially formulated fibre reinforced undercord that improves belt stability.

BENEFITS

- Extremely smooth and cool running.
- Very high power capacity per rib.
- Long life due to extra load-carrying capacity.
- Improved performance on back idlers.
- Smaller drive package.
- Tolerant of pulley groove debris.
- Static conductive (ISO 1813) and can as such be used in the conditions described in the Directive 2014/34/EU- ATEX (except PK profile).
- Temperature range:
-30 °C to +60 °C (PJ, PL, PM).
-50 °C to +120 °C (PK) (EPDM compound).



Please refer to p. 174 for size list.

Sections and nominal dimensions		
Section	Height (mm)	Rib spacing (mm)
PJ	3.5	2.34
PK	4.45	3.56
PL	6.4	4.70
PM	12.7	9.40

Ordering code

PM2286/28
 PM - Section
 2286 - Effective length (mm)
 28 - number of ribs

NOTE: For correct design and tensioning of the belt please use Gates DesignFlex™ Pro™ Drive design software, available on www.Gates.com.

Identification
 Durable yellow marking indicating the belt type and white marking indicating the belt dimensions.



2. SYNCHRONOUS BELTS

POLY CHAIN® RANGE

POLYURETHANE SYNCHRONOUS BELTS



A UNIQUE ALTERNATIVE TO ROLLER CHAIN

Our Poly Chain® family of belts offers you the most advanced synchronous belt technology on the market. Upon its introduction more than 30 years ago, this synchronous belt already set the standard for long and reliable service.

The unique construction makes all Poly Chain® belts extremely tough and virtually immune to abrasion and chemical attack. Since Poly Chain® belts do not require re-tensioning or lubrication they make an excellent alternative to roller chains. Furthermore, they offer a much cleaner and more compact drive solution but at the same or higher power capacity.

BENEFITS

- Substantial savings in space and weight.
- Maintenance-free.
- Outlasts roller chain up to 4 to 1.
- Lower noise levels even at high transport speed.
- Inside and back idlers can be used.


MAKE THE SWITCH TO POLY CHAIN BELTS

Poly Chain® belt drives have already been successfully installed and used in a wide variety of applications resulting in large cost-savings and capacity improvements every single time. The following industries are ideal for this maintenance-free technology:

- Industrial equipment (mining, construction, food & beverage, wood, paper, pulp and textile).
- Vehicles and engines (motorcycles and other motor vehicles).
- Lift and handling equipment.
- Machine tools.
- Agricultural and forestry equipment (combines, debarkers, saws).

DISCOVER THE ENTIRE FAMILY

- Poly Chain® Carbon™ VOLT™ 8MGT & 14MGT – for standard and ATEX environments.
- Mini Poly Chain® GT Carbon™ 8MGT – for conveyor drives.
- Poly Chain® GT Carbon™ 5MGT – for very compact drives.
- Poly Chain® GT Carbon™ Extended Length Range 14MGT – for the longest center distances.
- Poly Chain® GT Carbon™ High Temperature 8MGT & 14MGT – for extreme temperatures.
- Poly Chain® GT2 8MGT & 14MGT – problem-solver in a diverse range of applications.





THE POWER YOU WANT, THE SAFETY YOU NEVER HAD

Antistatic power transmission belts are a must in ATEX environments. To ensure the highest safety standards, their capacity to safely dissipate static electricity should meet the required levels over the lifetime of the belt - and not only when new. The Poly Chain® Carbon™ VOLT™ belt is the only belt in the market that meets the ISO 9563 standard over the complete lifespan of the belt. Its patented static-conductive jacket construction transfers static electricity safely to carbon tensile cords, away from the driven side of the application – making it your safest and strongest option for applications in ATEX environments.

CONSTRUCTION

- Static conductive (ISO 9563) and can as such be used in the conditions described in the directive 2014/34/EU- ATEX.
- Chemically resistant polyurethane compound that ensures optimum adhesion with the carbon tensile cords.
- Carbon fibre reinforcement for high strength and length stability.
- Nylon fabric facing that acts as a wear resistant surface, protecting the teeth and keeping frictional losses to a minimum.
- Curvilinear tooth profile for improved stress distribution and higher overall loading.
- Standard widths of 12, 21, 36, 62mm (8MGT) and 20, 37, 68, 90, 125mm (14MGT). Other widths available on request.

BENEFITS

- Maintains static conductivity over belt lifetime.
- 400% greater capacity than HTD belts.
- 5% energy savings over V-belts.
- 99% efficiency for life of the drive.
- Reduced maintenance and downtime.
- Reduce weight and overhung loads.
- Inert to most acids, chemicals and water.
- On demand available in PowerPainT™ construction, to eliminate paint contamination risk (see p. 40).
- Temperature range: -54 °C to + 85 °C.
- Perfect fit on Poly Chain® GT profile pulleys.

Please refer to p. 181 for size list.

Ordering code

14MGTV-1890-37
14MGT - Pitch 14mm
V - Carbon™ VOLT™ version
1890 - Pitch length (mm)
37 - Belt width (mm)

NOTE: For correct design and tensioning of the belt please use Gates DesignFlex™ Pro™ Drive design software, available on www.Gates.com.

Identification

Durable white marking indicating the belt type and belt dimensions.

Sections and nominal dimensions

Section	Pitch (mm)	Tooth height (mm)	Belt height (mm)	Length range (pitch length - mm)
8MGT	8.0	3.4	5.9	640 - 4480
14MGT	14.0	6.0	10.2	994 - 4410

For Poly Chain® GT 8MGT and 14MGT sprocket range refer to p. 49, 51, 52, 53.




This compact polyurethane synchronous belt opens up new opportunities in the design of conveyor drives and is an alternative to roller chains. Poly Chain® GT Carbon™ does not require lubrication or tensioning and is characterised by low noise levels even at high transport speeds. The special construction is highly resistant to aggressive influences such as dust, oil and chemicals.

CONSTRUCTION

- Teeth and body are made of a lightweight polyurethane compound, specially blended for adhesion to the cords and fabric.
- The carbon fibre tensile cords provide extraordinary power carrying capacity.
- Flex fatigue life of carbon is exceptional, and its high impact strength withstands shocks and surge loading.
- Standard widths of 11.2, 21, 36, 62 mm. Other widths available on request.

BENEFITS

- Cut maintenance and downtime.
- Carbon cords easily handle shock loads.
- Functions on fixed center drives
- No lubrication required.
- Smooth running roller conveyor.
- Inert to most acids, chemicals and water.
- No need for constant re-tensioning.
- On demand available in PowerPaint™ construction, to eliminate paint contamination risk (see p. 40).
- Temperature range: -54 °C to +85 °C.
- Perfect fit on Poly Chain® GT profile pulleys.



Please refer to p. 183 for size list.

Sections and nominal dimensions

Section	Pitch (mm)	Tooth height (mm)	Belt height (mm)	Length range (pitch length - mm)
8MGT	8.0	3.4	5.9	248 - 608

For Poly Chain® GT 8MGT sprocket range refer to p. 49.

Ordering code

8MC-352-11.2
 8M - Pitch 8mm
 C - Carbon tensile member
 352 - Pitch length (mm)
 11.2 - Belt width (mm)

NOTE: For correct design and tensioning of the belt please use Gates DesignFlex™ Pro™ Drive design software, available on www.Gates.com.

Identification

Durable white marking indicating the belt type and belt dimensions.

19 POLY CHAIN® GT CARBON™ 5MGT

POLYURETHANE SYNCHRONOUS BELT WITH OPTIMISED CURVILINEAR GT TOOTH PROFILE



Gates Poly Chain® GT Carbon™ 5MGT uses the original construction which is designed for optimum performance on high torque, low speed drives. Poly Chain® GT Carbon™ 5MGT belts are ideally suited for use in machine tool, roller chain, small conveyors and compact drives where space is a problem. 5MGT Poly Chain® GT belts are now available in Gates Carbon construction. This new construction provides the highest capacity and accuracy combination possible in a compact drive.

CONSTRUCTION

- Durable high temperature polyurethane construction resists chemicals, oil, pollutants and abrasion.
- Gates patented curvilinear tooth profile provides high shear strength and improved load carrying capacity.
- Nylon tooth facing reduces friction and eliminates the need for lubrication.
- Robust carbon tensile cord combines minimal stretch with extraordinary strength while absorbing shock and surge loads.
- Standard widths of 9, 15, 25mm. Other widths available on request.

BENEFITS

- Poly Chain® performance on compact drives.
- High efficiency and accuracy positive drive.
- Maintenance free.
- Cut maintenance and downtime.
- Carbon cords easily handle shock loads.
- No lubrication required.
- Inert to most acids, chemicals and water.
- No need for constant re-tensioning.
- Temperature Range: -54 °C to +85 °C.
- Compatible with PowerGRIP™ GT 5MR sprockets.



Please refer to p. 184 for size list.

Ordering code
5MGTC-425-15
5MGT - Pitch 5mm
C - Carbon tensile member
425 - Pitch length (mm)
15 - Belt width (mm)
NOTE: For correct design and tensioning of the belt please use Gates DesignFlex™ Pro™ Drive design software, available on www.Gates.com .
Identification
Durable white marking indicating the belt type and belt dimensions.

Sections and nominal dimensions				
Section	Pitch (mm)	Tooth height (mm)	Belt height (mm)	Length range (pitch length - mm)
5MGT	5.0	1.93	3.81	300 - 815

For Poly Chain® GT 5MGT sprocket range refer to p. 50.



Gates Poly Chain® GT Carbon™ belts are renowned for high performance with no maintenance. Now Gates introduces a Poly Chain® solution that can handle longer center distances than ever before. The unique manufacturing process allows longer Poly Chain® endless belts that deliver high load carrying capabilities. In the past large and heavy roller chains were the only option for long center distance drives. Now there is an alternative that requires less maintenance, less replacements resulting in less downtime and cleaner operation. The Extended Length process is applied to belt lengths in 14M pitch over 4410 mm.

CONSTRUCTION

- Durable polyurethane construction resists chemicals, oil, pollutants and abrasion.
- Gates patented curvilinear tooth profile provides high shear strength and improved load carrying capacity.
- Nylon tooth facing reduces friction and eliminates the need for lubrication.
- Robust carbon tensile cord combines minimal stretch with extraordinary strength while absorbing shock and surge loads.
- Standard widths of 37, 68, 90, 125 mm (14MGT). Other widths or other lengths are available on request.

BENEFITS

- Long length up to 20.000 mm.
- High power density.
- Lubrication free.
- Maintenance free.
- Stretch free.
- Long belt and sprocket life.
- 96% less weight over chain equivalent.
- Temperature range: -54 °C to +85 °C.
- Perfect fit on Poly Chain® GT profile pulleys.

Please refer to p. 185 for size list.

Sections and nominal dimensions

Section	Pitch (mm)	Tooth height (mm)	Belt height (mm)	Length range (pitch length - mm)
14MGT	14.0	6.0	10.2	4578 - 9660

For Poly Chain GT 14MGT sprocket range refer to p. 49. Other lengths are available on request. Please consult with your sales representative.

Ordering code

14MGTC-4956-37
 14MGT - Pitch 14mm
 C - Carbon tensile member
 4956 - Pitch length (mm)
 37 - Belt width (mm)

NOTE: For correct design and tensioning of the belt please use Gates DesignFlex™ Pro™ Drive design software, available on www.Gates.com.

Identification

Durable white marking indicating the belt type and belt dimensions.



The Poly Chain® GT Carbon™ belts have a specially designed polyurethane compound that provides superb heat resistance. It enables the belt to remain fully operational under extreme temperatures up to 120 °C and even up to 140 °C during shorter periods.

CONSTRUCTION

- Durable polyurethane construction resists chemicals, oil, pollutants and abrasion.
- Gates patented curvilinear tooth profile provides high shear strength and improved load carrying capacity.
- Nylon tooth facing reduces friction and eliminates the need for lubrication.
- Robust carbon tensile cord combines minimal stretch with extraordinary strength while absorbing shock and surge loads.

BENEFITS

- Extended temperature range.
- Substantially increased power ratings.
- High efficiency and accuracy positive drive.
- Maintenance free.
- Cut maintenance and downtime.
- Carbon cords easily handle shock loads.
- No lubrication required.
- Inert to most acids, chemicals and water.
- No need for constant re-tensioning.
- Temperature Range: up to +120 °C.
- Available in 8MGT and 14MGT on Made-To-Order basis. Contact Customer Service for details.
- Perfect fit on Poly Chain® GT profile pulleys.



Sections and nominal dimensions

Section	Pitch (mm)	Tooth height (mm)	Belt height (mm)	Length range (pitch length - mm)
8MGT	8.0	3.4	5.9	640 - 2000
14MGT	14.0	6.0	10.2	994 - 2000

For Poly Chain® GT 8MGT and 14MGT sprocket range refer to p. 49, 51, 52, 53.

Ordering code

8MGTC-1280-21-HT
 8MGT - Pitch 8mm
 C - Carbon tensile member
 1280 - Pitch length (mm)
 21 - Belt width (mm)
 HT - High Temperature construction

NOTE: For correct design and tensioning of the belt please use Gates DesignFlex™ Pro™ Drive design software, available on www.Gates.com.

Identification

Durable white marking indicating the belt type and belt dimensions.

22 POLY CHAIN® GT2

POLYURETHANE SYNCHRONOUS BELT WITH OPTIMISED CURVILINEAR GT TOOTH PROFILE



Poly Chain® GT2 has been designed for optimum performance on high torque, low speed drives in any industrial application. This lightweight belt features increased power ratings of up to 40% higher than previous constructions while maintaining the same long service life. Poly Chain® GT2 operates on Poly Chain® GT pulleys. These belts make an excellent alternative to roller chains, requiring neither re-tensioning nor lubrication. Space-saving, weight-saving and money-saving, Poly Chain® GT2 drives offer a long and reliable service life.

CONSTRUCTION

- Teeth and body are made of a lightweight polyurethane compound, specially blended for adhesion to the cords and fabric. This uniquely formulated polyurethane makes the belt tough and virtually immune to abrasion and chemicals.
- The aramid tensile cords provide extraordinary power-carrying capacity.
- Flex fatigue life of aramid is exceptional, and its high impact strength withstands shocks and surge loading.
- The fabric covering the teeth is highly resistant to oil, chemicals, pollutants, corrosion and abrasion. It is exceptionally durable and remains fully operational.
- The fabric facing reduces friction with the pulley, thereby minimising temperature build-up.
- Standard widths of 12, 21, 36, 62mm (8MGT); and 20, 37, 68, 90, 125mm (14MGT).

BENEFITS

- Substantially increased power rating.
- High efficiency positive drive.
- Maintenance-free: no lubrication or re-tensioning needed.
- Savings in space, weight and money.
- Temperatures range: -54 °C to +85 °C.
- Perfect fit on Poly Chain® GT profile pulleys.
- On demand available in PowerPaint™ construction, to eliminate paint contamination risk (see p. 40).

Please refer to p. 186 for size list.

Ordering code

8MGT-640-12
8MGT - Pitch 8mm
640 - Pitch length (mm)
12 - Belt width (mm)

NOTE: For correct design and tensioning of the belt please use Gates DesignFlex™ Pro™ Drive design software, available on www.Gates.com.

Identification

Durable white marking indicating the belt type and belt dimensions.

Sections and nominal dimensions

Section	Pitch (mm)	Tooth height (mm)	Belt height (mm)	Length range (pitch length - mm)
8MGT	8.0	3.4	5.9	640 - 4480
14MGT	14.0	6.0	10.2	994 - 4410

For Poly Chain® GT 8MGT and 14MGT sprocket range refer to p. 49, 51, 52, 53.



PowerGrip™ GTX is the newest premium rubber synchronous belt in the Gates belt range. Available in 8M and 14M pitches, this belt is the optimum choice for high-performance, high-torque conditions and quiet operation. Whether it is for a new drive design or for a replacement, PowerGrip™ GTX is the reliable choice.

CONSTRUCTION

- High-strength, low-elongation fibre glass tensile cords for extreme shock load resistance.
- Quiet-running and maintenance-free.
- Compact, light-weight, economic.
- Static conductive (ISO 9563) and can as such be used in the conditions described in the Directive 2014/34/EU- ATEX.
- Standard available in widths of 20, 30, 40, 50, 65, 85mm (8M) and 20, 40, 55, 85, 115, 170mm (14M). Other widths available on request.
- On demand available in PowerPainT™ construction, to eliminate paint contamination risk (see p. 40).

BENEFITS

- Easy replacement and upgrade of existing HTD™/GT3 type applications.
- Reduced overall drive package.
- Increased power capacity of 40% over PowerGrip™ GT3.
- Reliable operation and trouble-free service, extending the useful life of your system.
- Substantial reduction of your day-to-day operational costs by eliminating downtime and maximising productivity.
- Temperature range: -30 °C to +100 °C.
- Ideal alternative for other high-strength rubber synchronous belts.
- Improve reliability and productivity every time you install Gates PowerGrip™ GTX.
- Perfect fit on HTD™ profile pulleys.

Please refer to p. 188 for size list.

Ordering code

2400-8MX-20
2400 - Pitch length (mm)
8MX - Pitch 8mm
20 - Belt width (mm)

NOTE: For correct design and tensioning of the belt please use Gates DesignFlex™ Pro™ Drive design software, available on www.Gates.com.

Identification

Durable white marking indicating the belt type and belt dimensions.

Sections and nominal dimensions

Section	Pitch (mm)	Tooth height (mm)	Belt height (mm)	Length range (pitch length - mm)
8MX	8.0	3.4	5.6	264 - 4400
14MX	14.0	6.0	10.0	784 - 4578



24 POWERGRIP™ GT3 2MGT, 3MGT & 5MGT

PREMIUM RUBBER SYNCHRONOUS BELT WITH OPTIMISED GT TOOTH PROFILE



This technically advanced belt covers a very wide range of industrial applications. The PowerGrip™ GT3 belt transmits up to 50% more power than the previous generations of PowerGrip™ belts. This entire belt range is suited both for new drive designs as well as for replacements on existing drives without any adaptation of the system. The 2MGT, 3MGT and 5MGT pitches are ideal for compact drives on hand tools, business machines, domestic appliances, high precision servomotor drives and multiaxis applications.

CONSTRUCTION

- Technically advanced compound with fibre glass tensile cord.
- Elastomeric backing protects the cords from environmental pollution and frictional wear.
- Helically wound fibre glass tensile member gives enormous strength, flex life and elongation resistance.
- Low friction nylon facing protects the tooth surface against wear.
- Precision-formed and accurately spaced elastomeric teeth.
- 5MGT pitch is on demand available in PowerPaint™ construction, to eliminate paint contamination risk (see p. 40).
- Standard widths of 3, 6, 9mm (2MGT); 6, 9, 15mm (3MGT); and 9, 15, 25mm (5MGT). Other widths available on request.

BENEFITS

- Substantially increased power ratings.
- Compact drives and less weight.
- High positioning accuracy.
- Improved tooth jump resistance.
- Reduced noise levels.
- Cost-effective, long-lasting and virtually maintenance-free.
- Temperature range: -30 °C to +100 °C.
- Compatible with and used on GT type pulleys.



Please refer to p. 190 for size list.

Ordering code	
285-5MGT3-9	
285 - Pitch length (mm)	
5MGT3 - Pitch 5mm	
9 - Belt width (mm)	
NOTE: For correct design and tensioning of the belt please use Gates DesignFlex™ Pro™ Drive design software, available on www.Gates.com .	
Identification	
Durable white marking indicating the belt type and belt dimensions.	

Sections and nominal dimensions				
Section	Pitch (mm)	Tooth height (mm)	Belt height (mm)	Length range (pitch length - mm)
2MGT	2.0	0.71	1.52	74 - 1830
3MGT	3.0	1.12	2.41	105 - 1692
5MGT	5.0	1.92	3.81	200 - 2440

25 POWERGRIP™ GT4 8MGT & 14MGT

PREMIUM EPDM RUBBER SYNCHRONOUS BELT WITH OPTIMISED GT TOOTH PROFILE



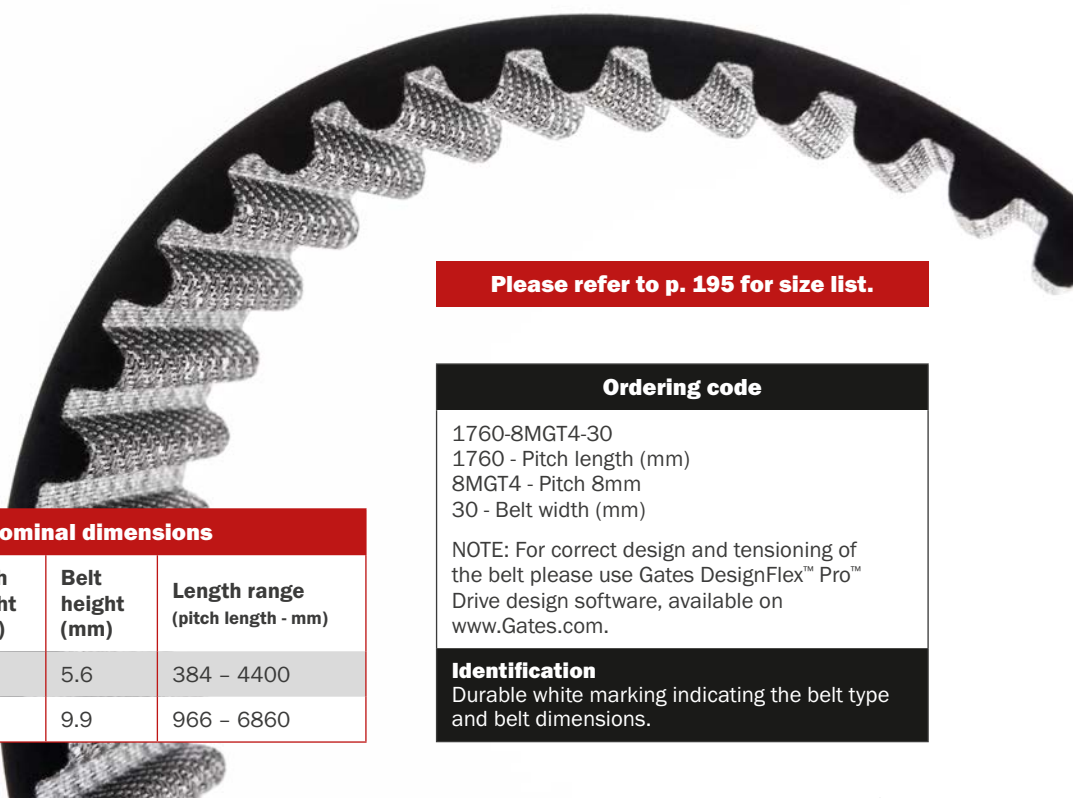
Engineered with the latest in advanced technology and materials science expertise, Gates® PowerGrip™ GT4™ delivers the highest power-carrying capacity of any belt in its class. Utilising all new advanced materials, Gates designed an ethylene elastomer belt with increased power capacity and wider temperature range capability. The NEW PowerGrip™ GT4™ belt delivers improved performance over a wide range of industrial applications. The 8MGT and 14MGT pitches are the optimum choice for high performance drives in the machine tool, paper and textile industries where durability and low maintenance are required.

CONSTRUCTION

- Technically advanced compound with fibre glass tensile cord, elastomeric teeth and backing and nylon facing.
- Newly engineered EPDM rubber protects the cords from environmental pollution and frictional wear.
- Helically wound fibre glass tensile member gives enormous strength, flex life and elongation resistance.
- Low friction nylon facing protects the tooth surface against wear.
- Precision-formed and accurately spaced elastomeric teeth.
- Standard widths of 20, 30, 50, 85mm (8MGT); 40, 55, 85, 115, 170mm (14MGT). Other widths available on request.

BENEFITS

- Substantially increased power ratings: up to 25% more than previous constructions.
- Reduced maintenance costs thanks to longer service life.
- Compact, light-weight and cost-effective drives.
- High tooth jump resistance.
- No lubrication needed.
- Static conductive (ISO 9563) and can as such be used in the conditions described in the Directive 2014/34/EU- ATEX.
- On demand available in PowerPaint™ construction, to eliminate paint contamination risk (see p. 40).
- Temperature range: -40 °C to +140 °C (for intermittent use).
- Perfect fit on HTD™ profile pulleys.
- Halogen-free: environmentally friendly.



Please refer to p. 195 for size list.

Sections and nominal dimensions

Section	Pitch (mm)	Tooth height (mm)	Belt height (mm)	Length range (pitch length - mm)
8MGT	8.0	3.2	5.6	384 - 4400
14MGT	14.0	5.7	9.9	966 - 6860

Ordering code

1760-8MGT4-30
1760 - Pitch length (mm)
8MGT4 - Pitch 8mm
30 - Belt width (mm)

NOTE: For correct design and tensioning of the belt please use Gates DesignFlex™ Pro™ Drive design software, available on www.Gates.com.

Identification

Durable white marking indicating the belt type and belt dimensions.



The HTD™ curvilinear tooth form ensures an optimised load distribution leading to high power transmission in low speed and high torque applications. PowerGrip™ HTD™ 3M and 5M belts are suitable for domestic appliances, office machines, electric hand tools and for applications in the processing and chemical industry.

CONSTRUCTION

- Special curvilinear tooth design improves stress distribution and allows higher overall loading.
- Precisely formed and accurately spaced elastomeric teeth ensure smooth engagement with the pulley grooves.
- Durable elastomeric backing protects the belt against environmental pollution as well as frictional wear if power is transmitted from the back of the belt.
- Tough nylon facing protects the tooth surface.
- Fibre glass tensile cords.
- Belts conform to ISO13050:2014.
- Standard widths of 6, 9, 15mm (3M); 9, 15, 25mm (5M). Other widths available on request.

BENEFITS

- 3M and 5M PowerGrip™ HTD™ are designed for speeds up to 20,000 rpm and capacities up to 10 kW.
- The optimized tooth form permits high loads to be transmitted, even in small pitches.
- Peripheral speed up to 80m/s.
- Efficiencies up to 99%.
- Compact design.
- 25% improved tooth jump resistance vs. PowerGrip™.
- Long service life and maintenance-free.
- Temperature range: -30 °C to +100 °C.
- Perfect fit on HTD™ profile pulleys



Please refer to p. 197 for size list.

Ordering code	
280-5M-15	280 - Pitch length (mm)
	5M - Pitch 5mm
	15 - Belt width (mm)
NOTE: For correct design and tensioning of the belt please use Gates DesignFlex™ Pro™ Drive design software, available on www.Gates.com .	
Identification	
Durable white marking indicating the belt type and belt dimensions.	

Sections and nominal dimensions				
Section	Pitch (mm)	Tooth height (mm)	Belt height (mm)	Length range (pitch length - mm)
3M	3.0	1.2	2.4	105 - 1926
5M	5.0	2.1	3.8	120 - 2350

27 POWERGRIP™ HTD™ 8M, 14M & 20M

RUBBER SYNCHRONOUS BELT WITH HTD™ TOOTH PROFILE



The curvilinear PowerGrip™ HTD™ tooth geometry eliminates stress concentration at tooth roots and allows higher power capacity and longer life. PowerGrip™ HTD™ 8M, 14M and 20M belts are used in high performance drives in the machine tool, paper and textile industries where durability and low maintenance are required.

CONSTRUCTION

- Special curvilinear tooth form improves stress distribution and allows higher overall loading.
- Precisely formed and accurately spaced elastomeric teeth ensure correct positioning in the pulley grooves.
- Tough nylon facing protects the tooth surfaces.
- Fibre glass tensile member provides the required strength combined with excellent flex life and high resistance to elongation.
- Durable elastomeric backing protects against environmental pollution as well as frictional wear if power is transmitted from the back of the belt.
- Belts conform to ISO13050:2014.
- Standard widths of 20, 30, 50, 85mm (8M); 40, 55, 85, 115, 170mm (14M); 115, 170, 230, 290, 340mm (20M). Other widths available on request.

BENEFITS

- Load capacities up to 1,000 kW.
- No slippage. PowerGrip™ HTD™ belt teeth mesh smoothly with pulley grooves, reducing speed variations.
- Wide speed range.
- Economical operation. No lubrication needed, no need for adjustment due to stretch and wear.
- High mechanical efficiency. The belt construction minimizes heat build-up and, since friction is not required to transmit the load, belt tensions are reduced.
- Constant driven speeds.
- Long trouble-free service life (because of excellent abrasion resistance) in many applications where metal components like chains and gears wear out in a matter of months.
- PowerGrip™ HTD™ 14M: static conductive (ISO 9563) and can as such be used in the conditions described in the Directive 2014/34/EU- ATEX.
- Temperature range: -30 °C to +100 °C.
- Perfect fit on HTD™ profile pulleys.

Please refer to p. 202 for size list.

Ordering code

480-8M-20
480 - Pitch length (mm)
8M - Pitch 8mm
20 - Belt width (mm)


NOTE: For correct design and tensioning of the belt please use Gates DesignFlex™ Pro™ Drive design software, available on www.Gates.com.

Identification

Durable white marking indicating the belt type and belt dimensions.

Sections and nominal dimensions

Section	Pitch (mm)	Tooth height (mm)	Belt height (mm)	Length range (pitch length - mm)
8M	8.0	3.4	5.6	264 - 2800
14M	14.0	6.1	10.0	784 - 4578
20M	20.0	8.4	13.2	2000 - 6600






Gates classical synchronous PowerGrip™ belt offers a maintenance-free and economical alternative to conventional drives such as chains and gears. Its application range extends from minimum drives (computer printers) to heavy-duty machinery (oil pumps, etc).

CONSTRUCTION

- Trapezoidal tooth form.
- Precisely formed and accurately spaced elastomeric teeth ensure correct engagement with the pulley grooves.
- Fibre glass tensile cords.
- Nylon fabric cover protects the tooth surfaces.
- Standard widths per belt pitch in mm and belt width code:
 - MXL: 3.2mm (code 012), 4.8mm (code 019), 6.4mm (code 025)
 - XL: 6.4mm (code 025), 7.9mm (code 031), 9.5mm (code 037)
 - L: 12.7mm (code 050), 19.1mm (code 075), 25.4mm (code 100)
 - H: 19.1mm (code 075), 25.4mm (code 100), 38.1mm (code 150), 50.8mm (code 200), 76.2mm (code 300)
 - XH/XXH: 50.8mm (code 200), 76.2mm (code 300), 101.6mm (code 400), 127mm (code 500)
- Other widths available on request.
- Belts conform to ISO19347:2015.

BENEFITS

- Power transmission of up to 150 kW and speeds of up to 10,000 rpm.
- Peripheral speed up to 80m/s.
- Positive slip-proof engagement.
- Constant angular velocity.
- Efficiencies up to 99%.
- Low bearing load because of freedom of high tension.
- Maintenance-free continuity of operation.
- Wide range of load capacities and speed ratios.
- Compact design.
- Economical operation.
- Temperature range: -30° C to +100° C.



Please refer to p. 205 for size list.

Sections and nominal dimensions

Section	Pitch (inch)	Pitch (mm)	Tooth height (mm)	Belt height (mm)	Length range (pitch length - mm)
MXL	2/25 (0.080")	2.032	0.51	1.14	73 - 592
XL	1/5 (0.200")	5.08	1.27	2.3	116 - 1956
L	3/8 (0.375")	9.525	1.91	3.5	314 - 1676
H	1/2 (0.500")	12.7	2.29	4.0	609 - 4318
XH	7/8 (0.875")	22.225	6.36	11.4	1289 - 4445
XXH	1.1/4 (1.250")	31.75	9.53	15.2	1778 - 4572

Ordering code

507-XH-200
 507 - Pitch length in 1/10 inch
 XH - Pitch 7/8" (22.225mm)
 200 - Belt width 2.0" (50.8mm)

288-MXL-019
 288 - Pitch length in 1/100 inch
 MXL - Pitch 0.08" (2.032mm)
 019 - Belt width 0.19" (4.8mm)

NOTE: For correct design and tensioning of the belt please use Gates DesignFlex™ Pro™ Drive design software, available on www.Gates.com.

Identification

Durable white marking indicating the belt type and belt dimensions.



Due to its double and directly opposite teeth, Twin Power™ synchronous belts ensure high loading capacity on contra-rotating drives and ensure smooth running and high flexibility. They are available with the classical trapezoidal tooth profile and also with the unique GT tooth profile. A Twin Power™ GT2 belt has twice the power rating of a Twin Power™ HTD™ belt. It is characterised by extraordinary load-carrying power and high tooth jump resistance ensuring a positive non-slip drive. In addition, the belt runs at very low noise. Twin Power™ is available in PowerGrip™ GT2 8MGT and 14MGT, HTD™ 5M and PowerGrip™ XL, L and H pitches.

CONSTRUCTION

- Similar in construction to PowerGrip™ classical synchronous and PowerGrip™ GT2 belts: strong fibre glass tensile member precision-formed elastomeric teeth and body.
- Wear resistant nylon fabric on both tooth sides.
- Standard widths per belt pitch in mm and belt width code:
- Twin Power™ PowerGrip™ GT2
 - 8MGT: 20, 30, 50, 85mm
 - 14MGT: 40, 55, 85, 115, 170mm
- Twin Power™ PowerGrip™ HTD™
 - 5M: 9, 15, 25mm
- Twin Power™ PowerGrip™:
 - XL: 6.4mm (code 025), 7.9mm (code 031), 9.5mm (code 037)
 - L: 12.7mm (code 050), 19.1mm (code 075), 25.4mm (code 100)
 - H: 19.1mm (code 075), 25.4mm (code 100), 38.1mm (code 150), 50.8mm (code 200), 76.2mm (code 300)
 - Other widths available on request.

BENEFITS

- High loading capacity.
- Twin Power™ can transmit up to 100% of its maximum rated load from either side of the belt; alternatively, it can transmit a load on both sides - provided the sum of the loads does not exceed the maximum capacity.
- Non-slip positive drive.
- Running at low noise.
- Free of lubrication and maintenance.
- Temperature range: -30 °C to +100 °C.

Please refer to p. 213 for size list.

Ordering code
TP-1120-8MGT2-20 TP - Twin Power 1120 - Pitch length (mm) 8MGT2 - Pitch 8mm 20 - Belt width (mm)
NOTE: For correct design and tensioning of the belt please consult with our application engineering team.
Identification
Durable white marking indicating the belt type and belt dimensions.



Sections and nominal dimensions				
Section	Pitch	Web gauge (mm)	Tooth height (mm)	Length range (pitch length - mm)
TWIN POWER™ POWERGRIP™ GT2				
8MGT	8.0mm	2.00	3.40	480 - 4960
14MGT	14.0mm	3.70	5.82	1610 - 6860
TWIN POWER™ POWERGRIP™ HTD™				
5M	5.0mm	1.5	2.1	425 - 2525
TWIN POWER™ POWERGRIP™				
XL	1/5" (0.200")	0.508	1.27	381 - 894
L	3/8" (0.375")	0.762	1.91	514 - 1676
H	1/2" (0.500")	1.372	2.29	609 - 4318

30 LONG LENGTH

OPEN ENDED RUBBER AND POLYURETHANE SYNCHRONOUS BELT



A comprehensive range of open-ended belts which can be easily cut to the required length. Long Length open-end synchronous belts are especially suited for linear movements (automated doors, warehouse conveyors and elevators), accurate positioning (machine tools, x-y co-ordinate machines) and reversal drives (computers, printers and office equipment).

CONSTRUCTION

POWERGRIP™ GT - 2MR, 3MR, 5MR AND 8MR PITCHES

POWERGRIP™ HTD™ - 3M, 5M, 8M AND 14M PITCHES

POWERGRIP™ - MXL, XL, L AND H PITCHES


- Fibre glass or steel tensile cords.
- Rubber teeth and backing.
- Nylon facing.

POLY CHAIN® GT CARBON™ 8MGT AND 14MGT PITCHES

- Carbon tensile cord.
- Polyurethane teeth and backing.
- Fabric reinforced teeth.
- On demand available in PowerPainT™ construction, to eliminate paint contamination risk (see p. 40).
- Other roll lengths and belt widths, available on request. Please contact your customer service representative.

BENEFITS

- High positioning accuracy, making the belt ideally suited for applications with repetitive movements.
- Length stability due to the use of high modulus tensile members.
- Easy to attach with clamping fixtures.
- Maintenance-free: no re-tensioning required, no lubrication needed.
- Unique straight cut production methodology: cord perpendicular to belt teeth.
- Temperature range: -30 °C to +100 °C (PowerGrip™) and -54 °C to +85 °C (Poly Chain®).



30 LONG LENGTH

OPEN ENDED RUBBER AND POLYURETHANE SYNCHRONOUS BELT



Sections and nominal dimensions							
POLY CHAIN® GT CARBON™							
Section	Pitch (mm)	Tooth height (mm)	Belt height (mm)	Length on roll (m)	Width (mm)		
8MGT*	8.00	3.40	5.90	30	12, 21, 36		
14MGT*	14.00	6.00	10.20	30	20, 37		
POWERGRIP™ GT							
Section	Pitch (mm)	Tooth height (mm)	Belt height (mm)	Length on roll (m)	Width (mm)		
					Fiber glass	Steel	
2MR*	2.00	0.71	1.52	/	3, 6, 9	/	
3MR	3.00	1.12	2.41	30	6, 9, 15	/	
5MR	5.00	1.92	3.81	30	6, 10, 15, 25	6, 10, 15, 25	
8MR	8.00	3.34	5.60	30	10, 15, 20, 30, 50	10, 15, 20, 30, 50	
POWERGRIP™ HTD™							
Section	Pitch (mm)	Tooth height (mm)	Belt height (mm)	Length on roll (m)	Width (mm)		
					Fiber glass	Steel	
3M	3.00	1.10	2.40	30	6, 9, 15	/	
5M	5.00	2.10	3.80	30	6, 10, 15, 25	6, 10, 15, 25	
8M	8.00	3.40	6.00	30	10, 15, 20, 30, 50, 85	10, 15, 20, 30, 50, 85	
14M	14.00	6.00	10.00	30	25, 40, 55, 85, 115	25, 40, 55, 85, 115	
POWERGRIP™							
Section	Pitch		Tooth height (mm)	Belt height (mm)	Length on roll (m)	Width (code)	
	(inch)	(mm)				Fiber glass	Steel
MXL*	2/25	2.032	0.51	1.14	/	019, 025, 050	/
XL	1/5	5.080	1.27	2.30	30	025, 031, 037, 050	/
L	3/8	9.525	1.91	3.60	30	037, 050, 075, 100	/
H	1/2	12.7	2.29	4.30	30	050, 075, 100, 150, 200, 300	050, 075, 100, 150, 200, 300

Other roll lengths are available on demand. Please consult with your sales representative.

* Spiral cut production.

Ordering code

5M-6-30m-ST
 5M - Pitch 5mm
 6 - Belt width (mm)
 30m - Length on roll (m)
 ST - Steel (material of tensile cords)

NOTE: For correct design and tensioning of the belt please consult the product application engineering team.

Identification

Durable white marking indicating the belt type and belt dimensions.

Please refer to p. 219 for size list.



Gates' PowerPaint™ synchronous belt is specifically developed for use in painting areas, as found in the automotive and white goods industries where contamination of the painted product, from whatever source, is unacceptable. PowerPaint™ ensures excellent performance on skid and roller conveyor systems and eliminates the risk of product contamination.

CONSTRUCTION

- Precision-formed elastomeric teeth with curvilinear profile improve stress distribution and provide high power capacity.
- Accurately spaced teeth provide high positioning accuracy and optimum efficiency.
- Tough tensile cords ensure excellent flex life and high resistance to elongation.

Available in:

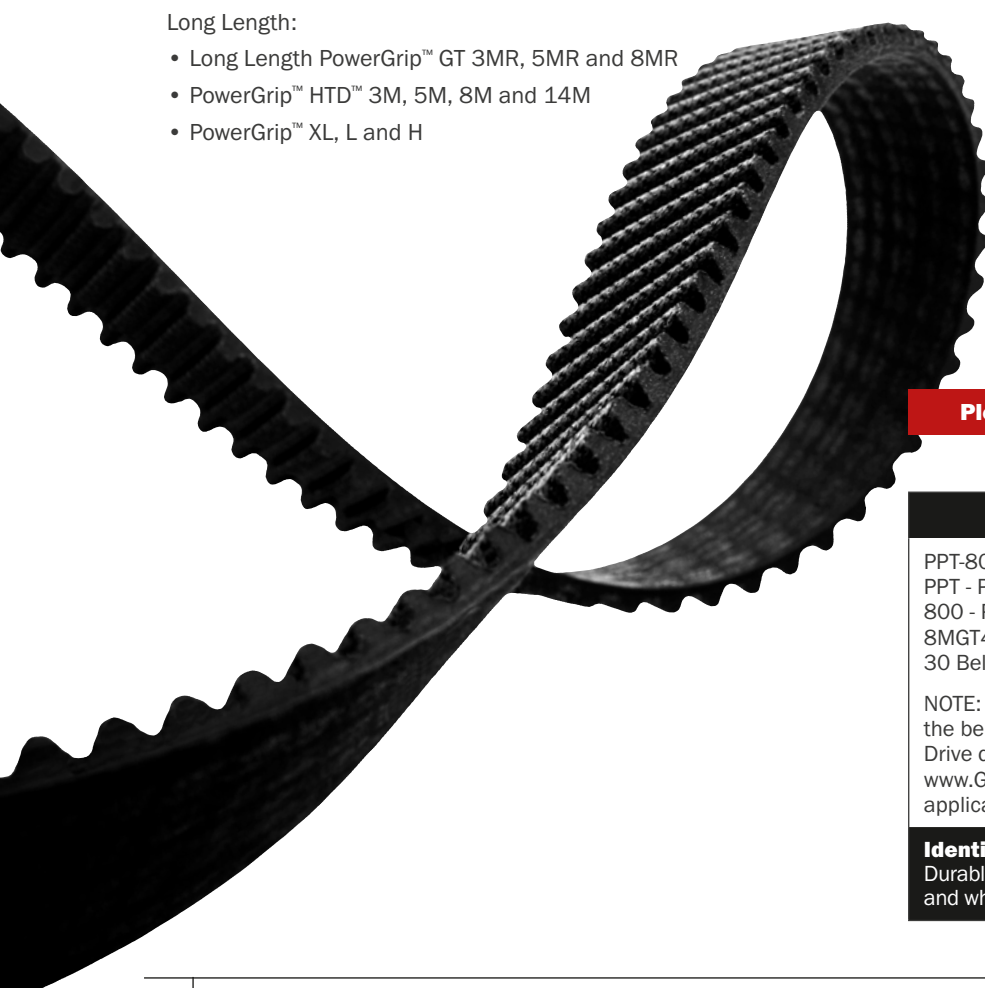
- Poly Chain® GT Carbon™ VOLT™ 8MGT and 14MGT
- Mini Poly Chain® GT Carbon™ 8MGT
- Poly Chain® GT2 8MGT and 14MGT
- PowerGRIP™ GTX 8MGT and 14MGT
- PowerGRIP™ GT3 5MGT
- PowerGRIP™ GT4 8MGT and 14MGT
- PowerGRIP™ HTD™ 3M, 5M, 8M and 14M

Long Length:

- Long Length PowerGrip™ GT 3MR, 5MR and 8MR
- PowerGrip™ HTD™ 3M, 5M, 8M and 14M
- PowerGrip™ XL, L and H

BENEFITS

- No paint contamination risk.
- Runs well on fixed centre distance drives without elongation and offers long service life.
- Identical performance, drive characteristics as standard product.
- Temperature range:
 - PowerGrip™: -30 °C to +100 °C
 - PowerGrip™ GT4: -40 °C to +140 °C
 - Poly Chain®: -54 °C to +85 °C



Please refer to p. 223 for size list.

Ordering code

PPT-800-8MGT4-30
 PPT - PowerPaint™
 800 - Pitch length (mm)
 8MGT4 - Pitch 8mm (PowerGrip™ GT4)
 30 Belt width (mm)

NOTE: For correct design and tensioning of the belt please use Gates DesignFlex™ Pro™ Drive design software, available on www.Gates.com or consult the product application engineering team.

Identification

Durable yellow marking indicating the belt type and white marking indicating the belt dimensions.



3.

**POLYURETHANE
BELTS**



Gates Synchro-Power™ polyurethane belts are designed for long lasting and energy-efficient performance on both power transmission and linear applications. They are built in endless and open-end versions in various sizes, constructions and tooth designs handling a wide range of loads, speeds and applications. Polyurethane is extremely wear and fatigue resistant and at the same time highly flexible. They are available up to 380mm width and can easily be recognised by their blue colour.

CONSTRUCTION

- Abrasion-resistant polyurethane body offers clean running systems without accumulation of debris.
- Synchro-Power™ **endless belts and sleeves for Power Transmission** are manufactured as truly endless synchronous belts with no joint. Pitch lengths available up to 2,250mm.
- Synchro-Power™ **open-end belts for Linear drives** (rolls) are manufactured as open-end extruded belts. Roll lengths available up to 100m.
- Standard product suited for -5 °C up to +70 °C. For applications outside this range, please consult your Gates representative.

BENEFITS

- Exceptional rigidity, reduced tooth flexing and exceptional stability in the overall system.
- Wide range of tooth profiles meeting all application requirements.
- Clean, quiet and smooth-running operation.
- No lubrication required.
- Broad application range: automatic assembly operations, horizontal and vertical doors, printing applications, conveying equipment, textile industry, packaging machinery ... and many more.



Ordering code:
Endless Synchro-Power™

T10-440-50
 T10 - Pitch T10 (10mm)
 440 - Pitch length (mm)
 50 - Belt width (mm)

Identification
 Durable white marking indicating the belt type and dimensions

Ordering code:
Open-end Synchro-Power™

PU-T10-50-100M-AR-NB
 PU - Polyurethane
 T10 - Pitch T10 (10mm)
 50 - Belt width (mm)
 100M - Roll length (m)
 AR - Aramid tensile cords
 NB - Nylon back

Please refer to the Gates Price List for specifics on stock availability.

Identification
 Durable black marking indicating the belt type and dimensions



Gates' standard Synchro-Power™ product range covers a multitude of applications. If your process requires a belt design that meets very specific application needs, Gates offers you a variety of customised polyurethane belt products next to the standard belt range. These polyurethane belt products, tailor-made to fulfil your most challenging requirements, meet the same quality levels as their standard counterparts. Our applications engineers can work with you to design any belt catering to your specific needs in various applications. Nearly every belt type can be customised by adding backings, profiles or special machining. This makes them the perfect supplement to the Gates' standard Synchro-Power™ product offering.



The extensive product range and technical data can be found on [Gates.com](https://www.gates.com). Information of other options and special constructions can be obtained on request from the Gates customer experience team in Pfungstadt (+49 06157 9727 0 or sales-pfungstadt@gates.com).



The SUPER Flex™ truly endless belt programme combines the durability of Gates quality products with a reliable partnership, making it the number one choice for polyurethane synchronous belts. You can be confident in the SUPER Flex™ reliability, for high power transmission drives as well as heavy load conveying applications.

CONSTRUCTION

- Extensive range of sizes, widths, and any length between 1.5 and 22.5m.
- Helically wound steel cords. Different steel cord options available: standard, high strength, high flexible or stainless steel.
- Different PU grades available for special requirements, such as food applications.

BENEFITS

- High flexibility, exceptional strength and stiffness.
- More than 30 different backing materials.
- Over 3,000 designs for welded profiles.
- Engineering support for customised designs – unique labelling/branding options available.
- More info on www.gatessuperflex.com.






Linear belts are available in rolls up to 100m, as endless welded belts and as open-end belts cut to required lengths. These belts are designed for a wide variety of loads, from micro-positioning to high-load and dynamic linear movements. Therefore this type of belt is especially fit for applications in conveyors, linear actuators, synchronous transport, assembly lines, and many more. Endless welded belts can be equipped with a wide variety of backings. In addition, it's also possible to add welded profiles for various transportation applications.

CONSTRUCTION

- Variety of tooth pitch, cord types, PU resins and coatings available.
- Endless welded and open-end rolls in various sizes, constructions and tooth designs.

BENEFITS

- Comprehensive range of possible configurations.
- Self-tracking belts, utilising V-guides to eliminate any lateral movement.
- Unique surface characteristics available (grinded edges, surfaces to tight tolerances, punching or machining holes and slots to CNC machining of three dimensional contours).
- More than 30 different backing materials (high/low coefficient of friction, chemical resistance and static conductivity).
- Over 3,000 profiles for thermal bonding (special dimensions and tolerances on request).





Gates wide timing belts are commonly used in applications demanding exact product positioning and conveyed products require additional width. Supplementary to flat conveyor belts, Gates wide belts offer synchronous conveying at start-stop-applications or when precise synchronisation is required. These belts are often used as process conveyor belts, when a process occurs on the product, while it is transported.

CONSTRUCTION

- Widths up to 450mm.
- Parallel construction of high strength aramid cords.
- High-strength polyurethane belt construction.

BENEFITS

- Alternative to plastic modular chains and flat belting.
- Accurate positioning of conveying goods.
- Uniform stress distribution because of the parallel tension members.
- Easy to clean and cut resistant.



37 FLAT BELTS

EXTRUDED, HIGH-STRENGTH BELTS FOR LIFTING AND CONVEYING APPLICATIONS



Gates linear extruded flat belts offer the combination of various tensile members and several urethane grades. This makes these belts suited for a wide variety of applications, mainly in lifting and pulling equipment. The product line offers belt types ranging from small sizes accommodating small pulleys to high-load belts with extreme tensile strength and stiffness thanks to extra strong steel reinforcement.

CONSTRUCTION

- Open-end belts.
- Used in combination with Gates patented Fix-Flat clamping.
- For motion control applications in which one belt end is anchored.

BENEFITS

- Smooth, vibration free operation.
- High strength combined with low elongation.
- Sealed belt edges result in no cord fraying.
- Easy belt guide with flanged pulleys or guiding rails.
- No re-tensioning required.





4. METAL PARTS

38 SPROCKETS POLY CHAIN® GT™ 8MGT - 14MGT



Poly Chain® GT sprockets use the tooth profile designed and developed by Gates and function with Gates Poly Chain® GT belts in all existing constructions. These sprockets are statically balanced to make sure the entire belt drive is as safe as possible. Furthermore, they are manufactured, specified and tested to perfectly support the full power capabilities of the Gates Poly Chain® belt product range. Belts and sprockets used together get the best out of your belt drive: maximal performance, prolonged antistatic properties and optimal lifetime.

BENEFITS

- Precisely manufactured and statically balanced to ISO 1940 (1973) to class G16.
- Exact sprocket design produces positive, press fit to shaft.
- Smaller, narrower sprockets save shaft space, keep the load closer to the bearing and extend life of reducer.
- Keep overhung load below manufacturers recommendation.
- Specifically designed to transmit power only with the corresponding Gates Poly Chain® belt product line.
- The tooth profile of the sprocket is designed and developed by Gates to operate with Gates Poly Chain® GT Carbon™ VOLT™; Poly Chain® GT Carbon™ and Poly Chain® GT2.



Please refer to p. 227 for size list.

Sprocket range	
8MGT	22 to 192 grooves Suited for standard belt widths of 12, 21, 36, 62mm
14MGT	28 to 192 grooves Suited for standard belt widths of 20, 37, 68, 90, 125 mm

Ordering code

14M-28S-20
14M - Pitch 14mm
28S - Number of teeth
20 - suited for belt width (mm)

NOTE: For correct design and tensioning of the belt please consult with our application engineering team.

Identification

Durable "punched" markings indicating the sprocket dimensions.

39 SPROCKETS POLY CHAIN® 5MGT/POWERGRIP™ 5MGT




Poly Chain®/PowerGrip™ GT™ sprockets are specially engineered and manufactured to work with PowerGrip™ GT3 and Poly Chain® GT Carbon 5MGT belts, delivering maximum performance and superior reliability.

CONSTRUCTION

- Smaller diameter sprockets are flanged.
- Constructions are Pilot Bore or suit a taper bush.

BENEFITS

- Easy installation and removal due to full split in bushing design.
- Precise sprocket design produces positive, press fit to shaft.
- Precision manufactured and static balanced to eliminate sprocket wobble.
- Space-saving design results in more shaft space.
- Designed to keep the load closer to the bearing and extend reducer life.



Please refer to p. 233 for size list.

Sprocket range	
Plain bore system	18 to 50 grooves Suited for standard belt widths of 9, 15, 25mm
Taperbush system	36 to 90 grooves Suited for standard belt widths of 9, 15, 25mm

Ordering code
5M-36S-25 5M - Pitch 5mm 36S - number of teeth 25 - suited for belt width (mm)
5M-20S-25-PB 5M - Pitch 5mm 20S - number of teeth 25 - suited for belt width (mm) PB - Plain bore

40 SPROCKETS POLY CHAIN® GT STAINLESS STEEL 8MGT



Stainless steel Poly Chain® GT sprockets are ideal for the food and beverage industry or where non-corrosive sprockets are needed to prevent rust and allow for washdown. Poly Chain® GT sprockets operate with Gates Poly Chain® Carbon™ Volt™ belts and all previous constructions.

CONSTRUCTION

- Strong, durable sprockets designed for use with your Poly Chain® GT™2, Poly Chain® GT™ or Poly Chain® GT™ Carbon™ belts.

BENEFITS

- Cost effective alternative to stainless steel roller chain drives.
- Can be used with rim speeds up to 40m/s.
- Drive can be washed down without affecting the sprockets or belt.
- Poly Chain® GT sprockets keep overhung load below manufacturers' recommendation.
- Precise sprocket design produces positive, press fit to shaft.
- Precision manufactured and static balanced.
- Re-work services have turnaround time.
- Smaller, narrower sprockets save shaft space, keep the load closer to bearing and extend life of reducer.
- Sprockets are precision manufactured and static balanced.



Please refer to p. 235 for size list.

Sprocket range	
Taperbush system	28 to 50 grooves Suited for standard belt widths of 12, 21mm

Ordering code
8M-28S-12SS
8M - Pitch 8mm
28S - Number of teeth
12 - suited for belt width (mm)
SS - Stainless Steel

41 IDLER SPROCKETS POLY CHAIN® GT 8MGT & 14MGT



Gates® Idler Sprockets are ideal for use in chain drive conversions. They can be used to take-up extra belt length and provide adjustment for tensioning belt drives. Idler pulleys and sprockets can also be used to alter belt paths and navigate obstructions.

CONSTRUCTION

- Gates Idler Sprockets contain sealed ball bearings and an integral shaft for mounting to our adjustable idler brackets.

BENEFITS

- Range for Poly Chain® GT Carbon™ VOLT™ belts.
- Lubrication and maintenance are not required.
- Ideal for belt drive customization.
- Maintenance-free operation.
- Includes: sprocket, sealed ball bearings, integral shaft.
- Adjustable idler brackets sold separately.



Please refer to p. 236 for size list.

Idler sprocket range	
8MGT	32 grooves - suited for standard belt widths of 12, 21mm 36 grooves - suited for standard belt widths of 36, 62mm
14MGT	30 grooves - suited for standard belt width of 20, 37mm 34 grooves - suited for standard belt widths of 68, 90, 125mm

Ordering code
IDLER-SPROCKET-8M-32S-21
IDLER-SPROCKET - grooved inside idler
8M - Pitch 8mm
32S - number of teeth
21 - suited for belt width (mm)

42 IDLER BRACKETS



Belt drives with fixed, or limited adjustment, centre distances require an alternative way to tension it. Gates idler brackets can be used to tension a belt from the inside or backside using the appropriate attachments.

CONSTRUCTION

- Gates adjustable idler brackets are designed to be highly versatile, with two different means of adjustment.
- Adjustment can be made by pivoting the base flange about the bracket pivot point along the adjustment slot, or by pivoting the idler bracket arm on the base flange.

BENEFITS

- Double-adjustable (base and arm).
- Designed to accept Gates Idler Sprockets, Idler Bushings and Flat Idler Pulleys.
- Ideal for conveyor drives with fixed centre distances.
- Idler brackets are pre-programmed in Gates Design IQ™ drive design software.
- Lubrication and maintenance are not required.



Please refer to p. 237 for size list.

Ordering code

Comes in 2 versions:
BRACKET 10 and BRACKET 20

43 FLAT IDLER PULLEYS



Idlers can be used to take up extra belt length and provide adjustment for tensioning belt drives. Idler pulleys and sprockets can alter belt paths and clear obstructions.

CONSTRUCTION

- Flat Idler Pulleys contain sealed ball bearings and an integral shaft for mounting to our adjustable idler brackets.

BENEFITS

- Lubrication and maintenance are not required.
- Suitable for a range of synchronous and V-belts.



Flat Idler Pulleys range	
Diameter: 108mm/4.25"	Available in pulley width of 32, 51, 76, 102mm Suited for 8M pitch synchronous belts
Diameter: 165mm/6.50"	Available in pulley width of 44, 70, 108, 146, 190mm Suited for 14M pitch synchronous belts

Please refer to p. 238 for size list.

Ordering code
IDLER-FLAT-6.50x1.75 IDLER-FLAT - flat outside inside idler 6.5 - outside diameter 6.5" / 165mm 1.75 - pulley width 1.75" / 44mm



5. PREVENTIVE MAINTENANCE TOOLS

44 V-BELT PULLEY GAUGES



Helps to identify worn V-belt sheaves and damaged V-belts. Gates colour coded V-belt and pulley gauges provide a simple solution for detecting worn pulleys and identifying V-belt cross sections. The pulley wear gauges fit standard industrial grooves, identifying excessive wear before it leads to premature belt failure.




Ordering code
PN 7401-10002

45 INDUSTRIAL BELT LENGTH FINDER



The length measuring instrument can be used for V-belt, Micro-V and timing belts. The inside length can be measured in a range from 600mm to 4100mm. Gates belt measurer can be mounted on your wall to easily find the inside length of a V-belt. When used in conjunction with our belt and pulley gauges belt identification is simple.



Ordering code

PN 7401-10001

46 SINGLE / DOUBLE BARREL TENSION TESTER



Gates has two deflection tension testing tools for servicing of belt drives. The single barrel (15kg) and the double barrel (30kg) tester can be used to accurately measure the tension of individual or joined belts upon installation or during maintenance. Using the tension tester ensures that correct tension is maintained and is repeatable. This will yield not only a longer service life but a predictable one, enabling scheduled replacement rather than breakdown replacement.



Ordering code

Single Barrel Tension tester:
PN 7401-00076

Double Barrel Tension tester:
PN 7401-00075

47 SONIC TENSION METER 508C



Correct belt installation tension is essential for optimum performance and reliability of multi-ribbed, V-belt and synchronous belt drives. The 508C sonic tension meter ensures simple and extremely accurate tension measurement by analysing sound waves from the belt through the sensor. It processes the input signals and displays the accurate tension measurement digitally. Gates' tension meter is user-friendly: it is compact, computerised and stores data for repetitive use. Gates' sonic tension meter measures belt tension accurately every time. It is supplied with a handy instruction manual.

TECHNICAL CHARACTERISTICS

- Suitable for multi-ribbed belts, V-belts and synchronous belts.
- CE approved.
- RoHS 2 complaint: the device complies with the European Directive (2002/95/EC) on the restriction of the use of certain hazardous substances in electrical and electronic equipment.
- Batteries: 2 x AAA.
- Measurement range: 10 Hz to 5,000 Hz.
- Measured accuracy: $\pm 1\%$.
- LCD screen backlight.
- Double display possible (Newton and/or Hz).
- New sensor type: flexible flat (standard included - PN 7420-00205).
- Stores weight, width and span constants for up to forty different drive systems.
- Auto gain adjustment function automatically eliminates background noise.
- Cord sensor and inductive sensor available on request.
- Compact model (H 160mm x D 26mm x W 59mm).
- Use and storage temperature range: -10°C to $+50^{\circ}\text{C}$ (free from condensation).

OPTIONAL ACCESSORIES

- CORD SENSOR (PN 7420-00206)
The cord sensor is recommended for measuring tensions at a distance from the tension meter.
- INDUCTIVE SENSOR (PN 7420-00212)
The inductive sensor is recommended for measurement particularly in noisy or windy environments. A steel clip to the back of the belt is required to measure the vibration frequency.
- PACKAGE OFFERING (PN 7420-10508)
Sonic 508C + Inductive sensor + Magnets.

Ordering code

PN 7420-00508



IMPORTANT NOTE!: GATES SONIC TENSION METER SHOULD NOT BE USED IN EXPLOSIVE RISK AREAS.

48 SONIC TENSION METER 308C



The correct tension of a belt in a drive – whether it's a V-belt, a V-ribbed belt or a synchronous belt – is crucial. Looking for a tension measuring device that is easy to handle and extremely accurate? Use the Gates Sonic tension meter 308C. This fully electronic measuring device analyses sound waves from the belt through the sensor. It processes the input signals and displays the accurate tension measurement digitally. The perfect output for correct belt installation tension, which is essential for the optimum performance and reliability of your V-, V-ribbed and synchronous belt drives. Belt pretension data can be determined by using Gates DesignFlex™ Pro™ Drive design software, available on Gates.com.

WHY CHOOSE THE 308C?

- User-friendly device:
 - One button operation.
 - CE approved.
 - Clear LCD screen.
 - Compact model (H 135mm x D 30mm x W 50mm).
 - Low weight (150 gram).
- Accurate measurement:
 - Frequency display in Hertz.
 - Measurement range: 10 Hz - 350 Hz.
 - Cord sensor.
 - Double microphone automatically eliminates background noise.
 - Measured accuracy: ± 1 Hz from 0 to 100 Hz, 1% > 100 Hz.
- Secure & safe operation:
 - Battery: 6LR61 (autonomy: 50 hours).
 - To save energy, the device shuts off automatically after two minutes of inactivity.
 - CE approved.
 - Reach and RoHS 2 compliant: the device complies with the European Directive (2002/95/EC) on the restriction of the use of certain hazardous substances in electrical and electronic equipment.

Ordering code
PN 7420-00100



IMPORTANT NOTE!: GATES SONIC TENSION METER SHOULD NOT BE USED IN EXPLOSIVE RISK AREAS.

A fast and accurate method to measure misalignment is offered by Gates' unique laser alignment device, **LASER AT-1**. Mounted in a few seconds, the laser line projected onto the targets allows you to quickly ascertain and correct misalignment. It identifies parallel as well as angular misalignment between the pulleys and is suitable for pulley diameters of 60mm and larger. It can be used on both horizontally and vertically mounted machines.

TECHNICAL CHARACTERISTICS

- Suitable for multi-ribbed belts, V-belts and synchronous belts.
- CE approved.
- RoHS 2 compliant: the device complies with the European Directive (2002/95/EC) on the restriction of the use of certain hazardous substances in electrical and electronic equipment.
- Pulley diameters: $\geq 60\text{mm}$.
- Laser class 2.
- Temperature range: -10°C up to $+50^{\circ}\text{C}$.
- Targets: 2 pieces magnet targets with adjustable centre line.



Ordering code

AT1+2 targets: PN 7401-10010

Target: PN 7401-10012

IMPORTANT NOTE!: GATES SONIC TENSION METER SHOULD NOT BE USED IN EXPLOSIVE RISK AREAS.



6. V-BELTS SIZE LIST

SPBP-5VP

Description	Datum Length		Effective Length		Stock	New
	mm	inch				
SPBP1400	1400				●	●
SPBP1450	1450				●	
SPBP1500	1500				●	
SPBP1550	1550				●	●
SPBP1600/5VP630	1600		63		●	
SPBP1650	1650				●	●
SPBP1700/5VP670	1700		67		●	
SPBP1750	1750				●	●
SPBP1800/5VP710	1800		71		●	
SPBP1850	1850				●	●
SPBP1900/5VP750	1900		75		●	
SPBP1950	1950				●	●
SPBP2000	2000				●	
SPBP2060	2060				●	●
SPBP2120	2120				●	
SPBP2150	2160				●	●
SPBP2240	2240				●	
SPBP2360	2360				●	
SPBP2400	2400				●	●
SPBP2500	2500				●	
SPBP2650	2650				●	
SPBP2680	2680				●	●
SPBP2800	2800				●	
SPBP2850	2850				●	●
SPBP2900	2900				●	●
SPBP3000/5VP1180	3000		118		●	
SPBP3150/5VP1250	3150		125		●	
SPBP3250	3250				●	●
SPBP3350/5VP1320	3350		132		●	
SPBP3550/5VP1400	3550		140		●	
SPBP3650	3650				●	●
SPBP3750/5VP1500	3750		150		●	
SPBP3800	3800				●	●
SPBP4000/5VP1600	4000		160		●	
SPBP4250/5VP1700	4250		170		●	
SPBP4500/5VP1800	4500		180		●	
SPBP4750	4750				●	
SPBP5000/5VP2000	5000		200		●	
SPBP5300	5300				●	
SPBP5600	5600				●	
SPBP6000/5VP2360	6000		236		●	
SPBP6300/5VP2500	6300		250		●	
SPBP6700/5VP2650	6700		265		●	
SPBP7100/5VP2800	7100		280		●	
SPBP7500	7500				●	
SPBP8000/5VP3150	8000		315		●	

01 PREDATOR™

HEAVY DUTY WRAPPED, NARROW SECTION V-BELT WITH ARAMID CORD



SPCP

Description	Datum Length	Stock	New
mm			
SPCP2000	2000	●	
SPCP2120	2120	●	
SPCP2240	2240	●	
SPCP2360	2360	●	
SPCP2500	2500	●	
SPCP2650	2650	●	
SPCP2800	2800	●	
SPCP3000	3000	●	
SPCP3150	3150	●	
SPCP3350	3350	●	
SPCP3550	3550	●	
SPCP3750	3750	●	
SPCP4000	4000	●	
SPCP4250	4250	●	
SPCP4500	4500	●	
SPCP4750	4750	●	
SPCP5000	5000	●	
SPCP5300	5300	●	
SPCP5600	5600	●	
SPCP6000	6000	●	
SPCP6300	6300	●	
SPCP6700	6700	●	
SPCP7100	7100	●	
SPCP7500	7500	●	
SPCP8000	8000	●	
SPCP8500	8500	●	
SPCP9000	9000	●	
SPCP9500	9500		
SPCP10000	10000		
SPCP10600	10600		

01 PREDATOR™
 HEAVY DUTY WRAPPED, NARROW SECTION V-BELT WITH ARAMID CORD



8VP

Description	Effective Length		Stock	New
	mm	inch		
8VP1600	4064	160		
8VP1700	4318	170		
8VP1800	4572	180		
8VP1900	4826	190		
8VP2000	5080	200		
8VP2120	5385	212		
8VP2240	5690	224		
8VP2360	5994	236		
8VP2500	6350	250		
8VP2650	6731	265		
8VP2800	7112	280		
8VP3000	7620	300		
8VP3150	8001	315		
8VP3350	8509	335		
8VP3550	9017	355		

02 QUAD-POWER™ 4

HEAVY DUTY RAW EDGE, MOULDED NOTCH, NARROW SECTION V-BELT



XPZ-3VX

Description	Datum Length	Effective Length	Stock	New
	mm	inch		
XPZ562/3VX223	562	22.3	●	●
XPZ587/3VX233	587	23.3	●	
XPZ600/3VX238	600	23.8	●	
XPZ612/3VX243	612	24.3	●	
XPZ630/3VX250	630	25.0	●	
XPZ637/3VX252	637	25.2	●	
XPZ660/3VX261	660	26.1	●	●
XPZ662/3VX262	662	26.2	●	
XPZ670/3VX265	670	26.5	●	
XPZ687/3VX272	687	27.2	●	
XPZ710/3VX280	710	28.0	●	
XPZ722/3VX286	722	28.6	●	
XPZ730/3VX289	730	28.9	●	
XPZ737/3VX292	737	29.2	●	
XPZ750/3VX297	750	29.7	●	
XPZ762/3VX300	762	30.0	●	
XPZ772/3VX305	772	30.5	●	
XPZ775/3VX307	775	30.7	●	●
XPZ787/3VX311	787	31.1	●	
XPZ800/3VX315	800	31.5	●	
XPZ812/3VX321	812	32.1	●	
XPZ817/3VX323	817	32.3	●	●
XPZ825/3VX325	825	32.5	●	●
XPZ837/3VX331	837	33.1	●	
XPZ850/3VX335	850	33.5	●	
XPZ862/3VX341	862	34.1	●	
XPZ875/3VX346	875	34.6	●	
XPZ887/3VX350	887	35.0	●	
XPZ900/3VX355	900	35.5	●	
XPZ912/3VX360	912	36.0	●	
XPZ917/3VX362	917	36.2	●	●
XPZ925/3VX366	925	36.6	●	
XPZ937/3VX370	937	37.0	●	
XPZ950/3VX375	950	37.5	●	
XPZ962/3VX380	962	38.0	●	
XPZ975/3VX385	975	38.5	●	
XPZ980/3VX387	980	38.7	●	
XPZ987/3VX390	987	39.0	●	
XPZ1000/3VX395	1000	39.5	●	
XPZ1012/3VX400	1012	40.0	●	
XPZ1025/3VX405	1025	40.5	●	●
XPZ1030/3VX407	1030	40.7	●	
XPZ1037/3VX410	1037	41.0	●	
XPZ1047/3VX414	1047	41.4	●	●
XPZ1060/3VX420	1060	42.0	●	●
XPZ1077/3VX425	1077	42.5	●	●
XPZ1080/3VX426	1080	42.6	●	
XPZ1087/3VX429	1087	42.9	●	
XPZ1110/3VX438	1110	43.8	●	●
XPZ1112/3VX439	1112	43.9	●	
XPZ1120/3VX442	1120	44.2	●	

02 QUAD-POWER™ 4

HEAVY DUTY RAW EDGE, MOULDED NOTCH, NARROW SECTION V-BELT



XPZ-3VX (CONTINUED)

Description	Datum Length		Effective Length		Stock	New
	mm	inch	mm	inch		
XPZ1137/3VX450	1137	45.0			●	●
XPZ1140/3VX450	1140	45.0			●	
XPZ1150/3VX454	1150	45.4			●	
XPZ1162/3VX459	1162	45.9			●	●
XPZ1180/3VX464	1180	46.4			●	
XPZ1187/3VX469	1187	46.9			●	
XPZ1202/3VX475	1202	47.5			●	
XPZ1212/3VX479	1212	47.9			●	
XPZ1220/3VX482	1220	48.2			●	●
XPZ1237/3VX487	1237	48.7			●	
XPZ1250/3VX494	1250	49.4			●	
XPZ1262/3VX500	1262	50.0			●	
XPZ1270/3VX502	1270	50.2			●	
XPZ1280/3VX505	1280	50.5			●	
XPZ1287/3VX508	1287	50.8			●	
XPZ1312/3VX518	1312	51.8			●	
XPZ1320/3VX520	1320	52.0			●	
XPZ1337/3VX530	1337	53.0			●	
XPZ1347/3VX532	1347	53.2			●	●
XPZ1360/3VX537	1360	53.7			●	●
XPZ1362/3VX538	1362	53.8			●	
XPZ1387/3VX548	1387	54.8			●	●
XPZ1400/3VX553	1400	55.3			●	
XPZ1412/3VX560	1412	56.0			●	●
XPZ1420/3VX563	1420	56.3			●	
XPZ1437/3VX567	1437	56.7			●	
XPZ1450/3VX572	1450	57.2			●	
XPZ1462/3VX578	1462	57.8			●	●
XPZ1487/3VX587	1487	58.7			●	
XPZ1500/3VX590	1500	59.0			●	●
XPZ1512/3VX600	1512	60.0			●	●
XPZ1520/3VX603	1520	60.3			●	
XPZ1537/3VX607	1537	60.7			●	
XPZ1550/3VX612	1550	61.2			●	
XPZ1562/3VX617	1562	61.7			●	●
XPZ1587/3VX626	1587	62.6			●	
XPZ1600/3VX630	1600	63.0			●	
XPZ1612/3VX637	1612	63.7			●	●
XPZ1637/3VX646	1637	64.6			●	●
XPZ1650/3VX650	1650	65.0			●	
XPZ1662/3VX656	1662	65.6			●	●
XPZ1687/3VX666	1687	66.6			●	
XPZ1700/3VX670	1700	67.0			●	
XPZ1737/3VX686	1737	68.6			●	●
XPZ1750/3VX690	1750	69.0			●	
XPZ1762/3VX696	1762	69.6			●	●
XPZ1787/3VX705	1787	70.5			●	●
XPZ1800/3VX710	1800	71.0			●	
XPZ1812/3VX715	1812	71.5			●	●
XPZ1837/3VX725	1837	72.5			●	●
XPZ1850/3VX730	1850	73.0			●	

02 QUAD-POWER™ 4

HEAVY DUTY RAW EDGE, MOULDED NOTCH, NARROW SECTION V-BELT



XPZ-3VX (CONTINUED)

Description	Datum Length	Effective Length	Stock	New
	mm	inch		
XPZ1862/3VX735	1862	73.5	●	●
XPZ1887/3VX745	1887	74.5	●	●
XPZ1900/3VX750	1900	75.0	●	
XPZ1937/3VX765	1937	76.5	●	●
XPZ1950/3VX771	1950	77.1	●	
XPZ1987/3VX784	1987	78.4	●	●
XPZ2000/3VX790	2000	79.0	●	
XPZ2030/3VX800	2030	80.0	●	
XPZ2037/3VX804	2037	80.4	●	●
XPZ2060/3VX813	2060	81.3	●	●
XPZ2120/3VX836	2120	83.6	●	
XPZ2137/3VX843	2137	84.3	●	●
XPZ2160/3VX850	2160	85.0	●	
XPZ2187/3VX863	2187	86.3	●	●
XPZ2240/3VX883	2240	88.3	●	
XPZ2262/3VX892	2262	89.2	●	●
XPZ2280/3VX900	2280	90.0	●	
XPZ2287/3VX902	2287	90.2	●	●
XPZ2360/3VX931	2360	93.1	●	
XPZ2410/3VX950	2410	95.0	●	
XPZ2430/3VX959	2430	95.9	●	●
XPZ2500/3VX986	2500	98.6	●	
XPZ2540/3VX1000	2540	100.0	●	
XPZ2650/3VX1045	2650	104.5	●	
XPZ2690/3VX1060	2690	106.0	●	
XPZ2800/3VX1104	2800	110.4	●	
XPZ2840/3VX1120	2840	112.0	●	
XPZ3000/3VX1180	3000	118.0	●	
XPZ3150/3VX1242	3150	124.2	●	
XPZ3350/3VX1320	3350	132.0	●	
XPZ3550/3VX1400	3550	140.0	●	

02 QUAD-POWER™ 4

HEAVY DUTY RAW EDGE, MOULDED NOTCH, NARROW SECTION V-BELT



XPA

Description	Datum Length	Stock	New
mm			
XPA690	690	●	
XPA732	732	●	
XPA747	747	●	
XPA750	750	●	●
XPA757	757	●	
XPA775	775	●	●
XPA782	782	●	
XPA800	800	●	
XPA807	807	●	●
XPA825	825	●	●
XPA832	832	●	
XPA850	850	●	
XPA857	857	●	
XPA875	875	●	●
XPA882	882	●	
XPA900	900	●	
XPA907	907	●	
XPA925	925	●	
XPA932	932	●	
XPA950	950	●	
XPA957	957	●	
XPA975	975	●	
XPA982	982	●	
XPA1000	1000	●	
XPA1007	1007	●	
XPA1030	1030	●	
XPA1060	1060	●	
XPA1069	1069	●	
XPA1082	1082	●	
XPA1090	1090	●	
XPA1107	1107	●	
XPA1120	1120	●	
XPA1132	1132	●	●
XPA1140	1140	●	
XPA1142	1142	●	●
XPA1150	1150	●	
XPA1157	1157	●	
XPA1172	1172	●	●
XPA1180	1180	●	
XPA1207	1207	●	
XPA1215	1215	●	
XPA1220	1220	●	●
XPA1232	1232	●	
XPA1250	1250	●	
XPA1257	1257	●	
XPA1272	1272	●	●
XPA1282	1282	●	
XPA1285	1285	●	
XPA1307	1307	●	
XPA1320	1320	●	
XPA1332	1332	●	

02 QUAD-POWER™ 4

HEAVY DUTY RAW EDGE, MOULDED NOTCH, NARROW SECTION V-BELT



XPA (CONTINUED)

Description	Datum Length	Stock	New
	mm		
XPA1357	1357	●	
XPA1360	1360	●	
XPA1367	1367	●	
XPA1382	1382	●	
XPA1400	1400	●	
XPA1407	1407	●	●
XPA1432	1432	●	●
XPA1442	1442	●	●
XPA1450	1450	●	
XPA1457	1457	●	
XPA1462	1462	●	●
XPA1482	1482	●	
XPA1500	1500	●	
XPA1507	1507	●	
XPA1522	1522	●	●
XPA1532	1532	●	
XPA1550	1550	●	
XPA1557	1557	●	●
XPA1582	1582	●	
XPA1600	1600	●	
XPA1607	1607	●	●
XPA1632	1632	●	
XPA1650	1650	●	
XPA1657	1657	●	
XPA1680	1680	●	
XPA1682	1682	●	●
XPA1700	1700	●	
XPA1707	1707	●	●
XPA1732	1732	●	
XPA1750	1750	●	
XPA1757	1757	●	●
XPA1782	1782	●	
XPA1800	1800	●	
XPA1807	1807	●	●
XPA1832	1832	●	●
XPA1850	1850	●	
XPA1857	1857	●	●
XPA1882	1882	●	●
XPA1900	1900	●	
XPA1907	1907	●	●
XPA1932	1932	●	●
XPA1950	1950	●	
XPA1957	1957	●	●
XPA1982	1982	●	●
XPA2000	2000	●	
XPA2032	2032	●	●
XPA2057	2057	●	●
XPA2060	2060	●	
XPA2082	2082	●	●
XPA2120	2120	●	
XPA2132	2132	●	●

02 QUAD-POWER™ 4

HEAVY DUTY RAW EDGE, MOULDED NOTCH, NARROW SECTION V-BELT



XPA (CONTINUED)

Description	Datum Length	Stock	New
	mm		
XPA2180	2180	●	
XPA2207	2207	●	●
XPA2232	2232	●	●
XPA2240	2240	●	
XPA2282	2282	●	●
XPA2300	2300	●	●
XPA2307	2307	●	●
XPA2332	2332	●	●
XPA2360	2360	●	
XPA2382	2382	●	●
XPA2430	2430	●	
XPA2482	2482	●	●
XPA2500	2500	●	
XPA2532	2532	●	●
XPA2582	2582	●	●
XPA2607	2607	●	●
XPA2632	2632	●	●
XPA2650	2650	●	
XPA2682	2682	●	●
XPA2732	2732	●	●
XPA2782	2782	●	●
XPA2800	2800	●	
XPA2832	2832	●	●
XPA2847	2847	●	●
XPA2882	2882	●	●
XPA2900	2900	●	●
XPA2932	2932	●	●
XPA2982	2982	●	●
XPA3000	3000	●	
XPA3150	3150	●	
XPA3350	3350	●	
XPA3550	3550	●	
XPA3750	3750	●	
XPA4000	4000	●	

02 QUAD-POWER™ 4

HEAVY DUTY RAW EDGE, MOULDED NOTCH, NARROW SECTION V-BELT



XPB-5VX

Description	Datum Length	Effective Length	Stock	New
	mm	inch		
XPB1000/5VX398	1000	39.8	●	
XPB1060/5VX422	1060	42.2	●	
XPB1080/5VX430	1080	43.0	●	
XPB1120/5VX445	1120	44.5	●	
XPB1180/5VX470	1180	47.0	●	
XPB1250/5VX497	1250	49.7	●	
XPB1260/5VX500	1260	50.0	●	
XPB1280/5VX510	1280	51.0	●	●
XPB1320/5VX524	1320	52.4	●	
XPB1340/5VX530	1340	53.0	●	
XPB1400/5VX556	1400	55.6	●	
XPB1410/5VX560	1410	56.0	●	
XPB1450/5VX575	1450	57.5	●	
XPB1500/5VX595	1500	59.5	●	
XPB1510/5VX600	1510	60.0	●	
XPB1550/5VX615	1550	61.5	●	
XPB1590/5VX630	1590	63.0	●	
XPB1600/5VX634	1600	63.4	●	
XPB1650/5VX654	1650	65.4	●	
XPB1690/5VX670	1690	67.0	●	
XPB1700/5VX674	1700	67.4	●	
XPB1750/5VX693	1750	69.3	●	
XPB1800/5VX713	1800	71.3	●	
XPB1850/5VX733	1850	73.3	●	
XPB1900/5VX750	1900	75.0	●	●
XPB1950/5VX772	1950	77.2	●	
XPB2000/5VX790	2000	79.0	●	
XPB2020/5VX800	2020	80.0	●	
XPB2120/5VX840	2120	84.0	●	
XPB2150/5VX850	2150	85.0	●	
XPB2186/5VX860	2186	86.0	●	
XPB2240/5VX886	2240	88.6	●	
XPB2280/5VX900	2280	90.0	●	
XPB2300/5VX910	2300	91.0	●	
XPB2360/5VX934	2360	93.4	●	
XPB2410/5VX953	2410	95.3	●	
XPB2433/5VX960	2433	96.0	●	
XPB2500/5VX990	2500	99.0	●	
XPB2530/5VX1000	2530	100.0	●	
XPB2650/5VX1050	2650	105.0	●	
XPB2680/5VX1060	2680	106.0	●	
XPB2800/5VX1108	2800	110.8	●	
XPB2840/5VX1120	2840	112.0	●	●
XPB2900/5VX1146	2900	114.6	●	
XPB2990/5VX1180	2990	118.0	●	
XPB3000/5VX1186	3000	118.6	●	
XPB3150/5VX1245	3150	124.5	●	
XPB3160/5VX1250	3160	125.0	●	
XPB3320/5VX1312	3320	131.2	●	
XPB3350/5VX1320	3350	132.0	●	●
XPB3440/5VX1359	3440	135.9	●	

02 QUAD-POWER™ 4

HEAVY DUTY RAW EDGE, MOULDED NOTCH, NARROW SECTION V-BELT



XPB-5VX (CONTINUED)

Description	Datum Length		Effective Length		Stock	New
	mm	inch	mm	inch		
XPB3550/5VX1400	3550	140.0			●	
XPB3750/5VX1481	3750	148.1			●	
XPB3800/5VX1500	3800	150.0			●	
XPB4000/5VX1579	4000	157.9			●	
XPB4053/5VX1600	4053	160.0			●	
XPB4250/5VX1678	4250	167.8			●	
XPB4307/5VX1700	4307	170.0			●	
XPB4500/5VX1776	4500	177.6			●	
XPB4560/5VX1800	4560	180.0			●	
XPB4750/5VX1875	4750	187.5			●	
XPB4815/5VX1900	4815	190.0			●	
XPB5000/5VX1973	5000	197.3			●	
XPB5070/5VX2000	5070	200.0			●	

02 QUAD-POWER™ 4

HEAVY DUTY RAW EDGE, MOULDED NOTCH, NARROW SECTION V-BELT



XPC

Description	Datum Length	Stock	New
mm			
XPC1900	1900	●	
XPC2000	2000	●	
XPC2120	2120	●	
XPC2240	2240	●	
XPC2360	2360	●	
XPC2500	2500	●	
XPC2650	2650	●	
XPC2800	2800	●	
XPC3000	3000	●	
XPC3150	3150	●	
XPC3350	3350	●	
XPC3550	3550	●	
XPC3750	3750	●	
XPC4000	4000	●	
XPC4250	4250	●	
XPC4500	4500	●	
XPC4750	4750	●	
XPC5000	5000	●	

**SPZ-3V**

Description	Datum Length		Effective Length		Stock	New
	mm	inch	mm	inch		
SPZ487	487				●	
SPZ512	512				●	
SPZ560	560				●	
SPZ562	562				●	
SPZ587	587				●	
SPZ612	612				●	
SPZ615	615				●	
SPZ630/3V250	630		25.0		●	
SPZ637	637				●	
SPZ662	662				●	
SPZ670/3V265	670		26.5		●	
SPZ687	687				●	
SPZ710/3V280	710		28.0		●	
SPZ722	722				●	
SPZ730	730				●	
SPZ737	737				●	
SPZ750	750				●	
SPZ762/3V300	762		30.0		●	
SPZ772	772				●	
SPZ775	775				●	
SPZ787	787				●	
SPZ800/3V315	800		31.5		●	
SPZ812	812				●	
SPZ825	825				●	
SPZ837	837				●	
SPZ850/3V335	850		33.5		●	
SPZ862	862				●	
SPZ875	875				●	
SPZ887	887				●	
SPZ900/3V355	900		35.5		●	
SPZ912	912				●	
SPZ925	925				●	
SPZ937	937				●	
SPZ950/3V375	950		37.5		●	
SPZ962	962				●	
SPZ975	975				●	
SPZ987	987				●	
SPZ1000	1000				●	
SPZ1012/3V400	1012		40.0		●	
SPZ1024	1024				●	
SPZ1030	1030				●	
SPZ1037	1037				●	
SPZ1047	1047				●	
SPZ1060/3V420	1060		42.0		●	
SPZ1062	1062				●	
SPZ1077/3V425	1077		42.5		●	
SPZ1087	1087				●	
SPZ1090	1090				●	
SPZ1112	1112				●	
SPZ1120	1120				●	
SPZ1137/3V450	1137		45.0		●	



SPZ-3V (CONTINUED)

Description	Datum Length	Effective Length	Stock	New
	mm	inch		
SPZ1150	1150		●	
SPZ1162	1162		●	
SPZ1270/3V500	1270	50.0	●	●
SPZ1180	1180		●	
SPZ1187	1187		●	
SPZ1202/3V475	1202	47.5	●	
SPZ1212	1212		●	
SPZ1215	1215		●	
SPZ1237	1237		●	
SPZ1250	1250		●	
SPZ1262/3V500	1262	50.0	●	
SPZ1287	1287		●	
SPZ1312	1312		●	
SPZ1320	1320		●	
SPZ1337/3V530	1337	53.0	●	
SPZ1347	1347		●	
SPZ1360	1360		●	
SPZ1362	1362		●	
SPZ1387	1387		●	
SPZ1400	1400		●	
SPZ1412/3V560	1412	56.0	●	
SPZ1420	1420		●	●
SPZ1437	1437		●	
SPZ1450	1450		●	
SPZ1462	1462		●	
SPZ1487	1487		●	
SPZ1500/3V590	1500	59.0	●	
SPZ1512/3V600	1512	60.0	●	
SPZ1520	1520		●	●
SPZ1537	1537		●	
SPZ1550	1550		●	
SPZ1562	1562		●	
SPZ1575	1575		●	
SPZ1587	1587		●	
SPZ1600/3V630	1600	63.0	●	
SPZ1612	1612		●	
SPZ1637	1637		●	
SPZ1650/3V650	1650	65.0	●	
SPZ1662	1662		●	
SPZ1687	1687		●	
SPZ1700/3V670	1700	67.0	●	
SPZ1737	1737		●	
SPZ1750	1750		●	
SPZ1762	1762		●	
SPZ1787	1787		●	
SPZ1800/3V710	1800	71.0	●	
SPZ1812	1812		●	
SPZ1837	1837		●	
SPZ1850/3V730	1850	73.0	●	
SPZ1862	1862		●	
SPZ1887	1887		●	

SPZ-3V (CONTINUED)

Description	Datum Length		Effective Length		Stock	New
	mm	inch	mm	inch		
SPZ1900/3V750	1900	75.0			●	
SPZ1937	1937				●	
SPZ1950	1950				●	
SPZ1987	1987				●	
SPZ2000	2000				●	
SPZ2037/3V800	2037	80.0			●	
SPZ2060/3V810	2060	81.0			●	
SPZ2120	2120				●	
SPZ2137	2137				●	
SPZ2150/3V850	2150	85.0			●	
SPZ2180	2180				●	
SPZ2187	2187				●	
SPZ2240	2240				●	
SPZ2287/3V900	2287	90.0			●	
SPZ2360	2360				●	
SPZ2410/3V950	2410	95.0			●	●
SPZ2430	2430				●	
SPZ2500	2500				●	
SPZ2540/3V1000	2540	100.0			●	
SPZ2650	2650				●	
SPZ2690/3V1060	2690	106.0			●	
SPZ2800	2800				●	
SPZ2840/3V1120	2840	112.0			●	
SPZ3000/3V1180	3000	118.0			●	
SPZ3150	3150				●	
SPZ3170/3V1250	3170	125.0			●	●
SPZ3350/3V1320	3350	132.0			●	
SPZ3550/3V1400	3550	140.0			●	
SPZ3750	3750					



SPA

Description	Datum Length	Stock	New
	mm		
SPA732	732	●	
SPA757	757	●	
SPA782	782		
SPA800	800	●	
SPA807	807	●	
SPA832	832	●	
SPA850	850	●	
SPA857	857	●	
SPA882	882	●	
SPA900	900	●	
SPA907	907	●	
SPA925	925	●	
SPA932	932	●	
SPA950	950	●	
SPA957	957	●	
SPA975	975	●	
SPA982	982	●	
SPA1000	1000	●	
SPA1007	1007	●	
SPA1030	1030	●	
SPA1032	1032	●	
SPA1057	1057	●	
SPA1060	1060	●	
SPA1082	1082	●	
SPA1090	1090	●	
SPA1107	1107	●	
SPA1120	1120	●	
SPA1132	1132	●	
SPA1150	1150	●	
SPA1157	1157	●	
SPA1180	1180	●	
SPA1207	1207	●	
SPA1215	1215	●	
SPA1232	1232	●	
SPA1250	1250	●	
SPA1257	1257	●	
SPA1272	1272		
SPA1282	1282	●	
SPA1285	1285	●	
SPA1307	1307	●	
SPA1320	1320	●	
SPA1332	1332	●	
SPA1357	1357	●	
SPA1360	1360	●	
SPA1382	1382	●	
SPA1400	1400	●	
SPA1407	1407	●	
SPA1432	1432	●	
SPA1450	1450	●	
SPA1457	1457	●	
SPA1482	1482	●	



SPA (CONTINUED)

Description	Datum Length	Stock	New
mm			
SPA1500	1500	●	
SPA1507	1507	●	
SPA1532	1532	●	
SPA1550	1550	●	
SPA1557	1557	●	
SPA1582	1582	●	
SPA1600	1600	●	
SPA1607	1607	●	
SPA1632	1632	●	
SPA1650	1650	●	
SPA1657	1657	●	
SPA1682	1682		
SPA1700	1700	●	
SPA1707	1707	●	
SPA1732	1732	●	
SPA1750	1750	●	
SPA1757	1757	●	
SPA1782	1782	●	
SPA1800	1800	●	
SPA1807	1807	●	
SPA1832	1832	●	
SPA1850	1850		
SPA1857	1857	●	
SPA1882	1882	●	
SPA1900	1900	●	
SPA1907	1907	●	
SPA1932	1932	●	
SPA1950	1950	●	
SPA1957	1957	●	
SPA1982	1982	●	
SPA2000	2000	●	
SPA2032	2032	●	
SPA2057	2057		
SPA2060	2060	●	
SPA2082	2082	●	
SPA2120	2120	●	
SPA2132	2132	●	
SPA2180	2180		
SPA2182	2182	●	
SPA2207	2207	●	
SPA2232	2232	●	
SPA2240	2240	●	
SPA2282	2282	●	
SPA2300	2300	●	
SPA2307	2307	●	
SPA2332	2332	●	
SPA2360	2360	●	
SPA2382	2382	●	
SPA2430	2430	●	
SPA2432	2432	●	
SPA2482	2482	●	

03 SUPER HC™
WRAPPED, NARROW SECTION V-BELT



SPA (CONTINUED)

Description	Datum Length	Stock	New
mm			
SPA2500	2500	●	
SPA2532	2532	●	
SPA2582	2582		
SPA2607	2607	●	
SPA2632	2632	●	
SPA2650	2650	●	
SPA2682	2682	●	
SPA2732	2732	●	●
SPA2782	2782		
SPA2800	2800	●	
SPA2832	2832	●	
SPA2847	2847	●	
SPA2882	2882		
SPA2900	2900	●	
SPA2932	2932	●	
SPA2982	2982	●	
SPA3000	3000	●	
SPA3032	3032	●	
SPA3082	3082	●	
SPA3150	3150	●	
SPA3182	3182	●	
SPA3282	3282	●	
SPA3350	3350	●	
SPA3382	3382		
SPA3450	3450	●	
SPA3550	3550	●	
SPA3650	3650		
SPA3750	3750	●	
SPA4000	4000	●	
SPA4250	4250	●	
SPA4500	4500	●	
SPA5000	5000		



SPB-5V

Description	Datum Length	Effective Length	Stock	New
	mm	inch		
SPB1250	1250		●	
SPB1260/5V500	1260	50	●	●
SPB1320	1320		●	
SPB1340/5V530	1340	53		●
SPB1360	1360		●	
SPB1400	1400		●	
SPB1410/5V560	1410	56	●	●
SPB1450	1450		●	
SPB1500	1500		●	
SPB1510/5V600	1510	60	●	●
SPB1550	1550		●	
SPB1590/5V630	1590	63	●	●
SPB1600	1600		●	
SPB1650	1650		●	
SPB1690/5V670	1690	67	●	●
SPB1700	1700		●	
SPB1750	1750		●	
SPB1778	1778			
SPB1790/5V710	1790	71	●	●
SPB1800	1800		●	
SPB1850	1850		●	
SPB1860	1860			
SPB1900/5V750	1900	75	●	
SPB1930	1930			
SPB1950	1950		●	
SPB2000	2000		●	
SPB2020/5V800	2020	80	●	
SPB2060	2060		●	
SPB2098	2098			
SPB2120	2120		●	
SPB2150/5V850	2150	85	●	
SPB2180	2180		●	
SPB2200	2200			
SPB2240	2240		●	
SPB2280/5V900	2280	90	●	
SPB2300	2300		●	
SPB2360/5V930	2360	93	●	
SPB2391	2391			
SPB2400/5V950	2400	95	●	
SPB2430	2430		●	
SPB2450	2450		●	
SPB2500	2500		●	
SPB2530/5V1000	2530	100	●	●
SPB2580	2580		●	
SPB2600	2600			
SPB2650	2650		●	
SPB2680/5V1060	2680	106	●	
SPB2720	2720		●	
SPB2800	2800		●	
SPB2840/5V1120	2840	112	●	
SPB2850	2850		●	



SPB-5V (CONTINUED)

Description	Datum Length		Effective Length	Stock	New
	mm	inch			
SPB2900	2900			●	
SPB2980/5V1180	2980	118		●	●
SPB3000	3000			●	
SPB3070	3070			●	
SPB3150	3150			●	
SPB3170/5V1250	3170	125		●	●
SPB3250	3250			●	
SPB3320	3320			●	
SPB3350/5V1320	3350	132		●	
SPB3450	3450			●	
SPB3550/5V1400	3550	140		●	
SPB3650	3650			●	
SPB3750	3750			●	
SPB3800/5V1500	3800	150		●	
SPB3870	3870			●	
SPB4000	4000			●	
SPB4050/5V1600	4050	160		●	●
SPB4120	4120			●	
SPB4250	4250			●	
SPB4310/5V1700	4310	170		●	●
SPB4370	4370			●	
SPB4500	4500			●	
SPB4560/5V1800	4560	180		●	●
SPB4750	4750			●	
SPB4820/5V1900	4820	190		●	
SPB4870	4870			●	
SPB5000	5000			●	
SPB5070/5V2000	5070	200		●	●
SPB5300	5300			●	
SPB5370/5V2120	5370	212		●	●
SPB5600	5600			●	
SPB5680/5V2240	5680	224		●	●
SPB5980/5V2360	5980	236		●	●
SPB6000	6000			●	
SPB6300	6300			●	
SPB6340/5V2500	6340	250		●	●
SPB6700/5V2650	6700	265		●	
SPB7100/5V2800	7100	280		●	
SPB7500	7500			●	
SPB7610/5V3000	7610	300		●	●
SPB8000/5V3150	8000	315		●	
SPB8500/5V3350	8500	335		●	●
SPB9010/5V3550	9010	355		●	●

03 SUPER HC™
WRAPPED, NARROW SECTION V-BELT



SPC

Description	Datum Length	Stock	New
mm			
SPC2000	2000	●	
SPC2120	2120	●	
SPC2240	2240	●	
SPC2360	2360	●	
SPC2500	2500	●	
SPC2550	2550		
SPC2650	2650	●	
SPC2800	2800	●	
SPC3000	3000	●	
SPC3150	3150	●	
SPC3350	3350	●	
SPC3550	3550	●	
SPC3750	3750	●	
SPC4000	4000	●	
SPC4100	4100		
SPC4250	4250	●	
SPC4500	4500	●	
SPC4750	4750	●	
SPC5000	5000	●	
SPC5300	5300	●	
SPC5600	5600	●	
SPC5800	5800	●	
SPC6000	6000	●	
SPC6300	6300	●	
SPC6500	6500		
SPC6700	6700	●	
SPC7100	7100	●	
SPC7500	7500	●	
SPC8000	8000	●	
SPC8500	8500	●	
SPC9000	9000	●	
SPC9500	9500	●	
SPC10000	10000	●	
SPC10600	10600	●	
SPC11200	11200	●	
SPC11800	11800		
SPC12000	12000		
SPC12500	12500	●	
SPC13500	13500		
SPC13800	13800		
SPC14200	14200		
SPC15000	15000		
SPC16500	16500		

03 SUPER HC™
WRAPPED, NARROW SECTION V-BELT



8V

Description	Effective Length		Stock	New
	mm	inch		
8V1000	2540	100	●	
8V1060	2690	106	●	
8V1120	2845	112	●	
8V1180	2995	118	●	
8V1250	3175	125	●	
8V1320	3355	132	●	
8V1400	3555	140	●	
8V1500	3810	150	●	
8V1600	4065	160	●	
8V1700	4320	170	●	
8V1800	4570	180	●	
8V1900	4825	190	●	
8V2000	5080	200	●	
8V2120	5385	212	●	
8V2240	5690	224	●	
8V2360	5995	236	●	
8V2500	6350	250	●	
8V2650	6730	265	●	
8V2800	7110	280	●	
8V3000	7620	300	●	
8V3150	8000	315	●	
8V3350	8510	335	●	
8V3550	9015	355	●	
8V3750	9525	375	●	
8V4000	10160	400	●	
8V4250	10795	425	●	
8V4500	11430	450	●	
8V4750	12065	475	●	
8V5000	12700	500	●	
8V5600	14225	560	●	

04 SUPER HC™ MN

RAW EDGE, MOULDED NOTCH NARROW SECTION V-BELT



SPZ

Description	Datum Length	Stock	New
mm			
SPZ560MN	560		
SPZ562MN	562	●	
SPZ612MN	612	●	
SPZ630MN	630	●	
SPZ637MN	637		
SPZ662MN	662		
SPZ670MN	670		
SPZ687MN	687		
SPZ710MN	710	●	
SPZ722MN	722		
SPZ730MN	730		
SPZ737MN	737		
SPZ750MN	750	●	
SPZ760MN	760		
SPZ762MN	762	●	
SPZ772MN	772		
SPZ775MN	775		
SPZ787MN	787	●	
SPZ800MN	800	●	
SPZ812MN	812		
SPZ825MN	825	●	
SPZ837MN	837		
SPZ850MN	850	●	
SPZ862MN	862	●	
SPZ875MN	875	●	
SPZ887MN	887		
SPZ900MN	900	●	
SPZ912MN	912		
SPZ925MN	925	●	
SPZ937MN	937	●	
SPZ950MN	950	●	
SPZ962MN	962	●	
SPZ975MN	975	●	
SPZ987MN	987	●	
SPZ1000MN	1000	●	
SPZ1010MN	1010		
SPZ1012MN	1012		
SPZ1025MN	1025		
SPZ1030MN	1030		
SPZ1037MN	1037	●	
SPZ1047MN	1047		
SPZ1060MN	1060	●	
SPZ1062MN	1062		
SPZ1077MN	1077	●	
SPZ1080MN	1080	●	
SPZ1087MN	1087	●	
SPZ1090MN	1090		
SPZ1112MN	1112	●	
SPZ1120MN	1120	●	
SPZ1137MN	1137	●	
SPZ1140MN	1140	●	

04 SUPER HC™ MN

RAW EDGE, MOULDED NOTCH NARROW SECTION V-BELT



SPZ (CONTINUED)

Description	Datum Length	Stock	New
	mm		
SPZ1150MN	1150	●	
SPZ1162MN	1162	●	
SPZ1180MN	1180	●	
SPZ1187MN	1187		
SPZ1200MN	1200	●	
SPZ1202MN	1202	●	
SPZ1212MN	1212	●	
SPZ1237MN	1237	●	
SPZ1250MN	1250	●	
SPZ1262MN	1262		
SPZ1270MN	1270	●	
SPZ1287MN	1287	●	
SPZ1312MN	1312	●	
SPZ1320MN	1320	●	
SPZ1337MN	1337	●	
SPZ1340MN	1340	●	
SPZ1347MN	1347		
SPZ1362MN	1362	●	
SPZ1387MN	1387	●	
SPZ1400MN	1400	●	
SPZ1412MN	1412	●	
SPZ1420MN	1420	●	
SPZ1437MN	1437	●	
SPZ1450MN	1450	●	
SPZ1462MN	1462	●	
SPZ1487MN	1487	●	
SPZ1500MN	1500	●	
SPZ1512MN	1512	●	
SPZ1520MN	1520		
SPZ1537MN	1537	●	
SPZ1550MN	1550		
SPZ1562MN	1562	●	
SPZ1587MN	1587	●	
SPZ1600MN	1600	●	
SPZ1612MN	1612		
SPZ1637MN	1637	●	
SPZ1650MN	1650	●	
SPZ1662MN	1662	●	
SPZ1687MN	1687		
SPZ1700MN	1700	●	
SPZ1737MN	1737		
SPZ1750MN	1750	●	
SPZ1762MN	1762	●	
SPZ1782MN	1782		
SPZ1787MN	1787		
SPZ1800MN	1800	●	
SPZ1812MN	1812		
SPZ1837MN	1837		
SPZ1850MN	1850	●	
SPZ1862MN	1862	●	
SPZ1887MN	1887		

04 SUPER HC™ MN

RAW EDGE, MOULDED NOTCH NARROW SECTION V-BELT



SPZ (CONTINUED)

Description	Datum Length	Stock	New
	mm		
SPZ1900MN	1900	●	
SPZ1937MN	1937	●	
SPZ1950MN	1950	●	
SPZ1987MN	1987	●	
SPZ2000MN	2000	●	
SPZ2037MN	2037	●	
SPZ2060MN	2060	●	
SPZ2120MN	2120	●	
SPZ2137MN	2137	●	
SPZ2160MN	2160		
SPZ2180MN	2180		
SPZ2187MN	2187		
SPZ2240MN	2240	●	
SPZ2262MN	2262		
SPZ2280MN	2280		
SPZ2287MN	2287		
SPZ2360MN	2360		
SPZ2410MN	2410		
SPZ2430MN	2430		
SPZ2500MN	2500		
SPZ2540MN	2540		
SPZ2650MN	2650	●	
SPZ2690MN	2690		
SPZ2800MN	2800		
SPZ2840MN	2840		
SPZ3000MN	3000		
SPZ3150MN	3150		
SPZ3350MN	3350		
SPZ3550MN	3550		

04 SUPER HC™ MN

RAW EDGE, MOULDED NOTCH NARROW SECTION V-BELT



SPA

Description	Datum Length	Stock	New
	mm		
SPA732MN	732		
SPA757MN	757		
SPA782MN	782		
SPA800MN	800	●	
SPA807MN	807	●	
SPA819MN	819		
SPA832MN	832		
SPA850MN	850	●	
SPA857MN	857		
SPA882MN	882	●	
SPA900MN	900	●	
SPA907MN	907		
SPA925MN	925		
SPA932MN	932		
SPA950MN	950	●	
SPA957MN	957		
SPA975MN	975	●	
SPA982MN	982	●	
SPA1000MN	1000	●	
SPA1007MN	1007		
SPA1030MN	1030	●	
SPA1032MN	1032	●	
SPA1060MN	1060	●	
SPA1082MN	1082	●	
SPA1090MN	1090	●	
SPA1107MN	1107	●	
SPA1120MN	1120	●	
SPA1132MN	1132	●	
SPA1140MN	1140		
SPA1150MN	1150	●	
SPA1157MN	1157	●	
SPA1180MN	1180	●	
SPA1207MN	1207	●	
SPA1215MN	1215	●	
SPA1232MN	1232	●	
SPA1250MN	1250	●	
SPA1257MN	1257	●	
SPA1272MN	1272	●	
SPA1282MN	1282	●	
SPA1285MN	1285		
SPA1307MN	1307	●	
SPA1320MN	1320	●	
SPA1332MN	1332	●	
SPA1357MN	1357	●	
SPA1360MN	1360	●	
SPA1382MN	1382	●	
SPA1400MN	1400	●	
SPA1407MN	1407		
SPA1432MN	1432	●	
SPA1450MN	1450	●	
SPA1457MN	1457	●	

04 SUPER HC™ MN

RAW EDGE, MOULDED NOTCH NARROW SECTION V-BELT



SPA (CONTINUED)

Description	Datum Length	Stock	New
	mm		
SPA1482MN	1482	●	
SPA1500MN	1500	●	
SPA1507MN	1507	●	
SPA1532MN	1532	●	
SPA1550MN	1550	●	
SPA1557MN	1557	●	
SPA1582MN	1582	●	
SPA1600MN	1600	●	
SPA1607MN	1607		
SPA1632MN	1632	●	
SPA1650MN	1650	●	
SPA1657MN	1657	●	
SPA1682MN	1682	●	
SPA1700MN	1700	●	
SPA1707MN	1707		
SPA1732MN	1732	●	
SPA1750MN	1750	●	
SPA1757MN	1757	●	
SPA1782MN	1782	●	
SPA1800MN	1800	●	
SPA1807MN	1807		
SPA1832MN	1832	●	
SPA1857MN	1857	●	
SPA1882MN	1882	●	
SPA1900MN	1900	●	
SPA1907MN	1907		
SPA1932MN	1932	●	
SPA1950MN	1950	●	
SPA1957MN	1957	●	
SPA1982MN	1982	●	
SPA2000MN	2000	●	
SPA2032MN	2032	●	
SPA2057MN	2057	●	
SPA2060MN	2060		
SPA2082MN	2082	●	
SPA2120MN	2120	●	
SPA2132MN	2132	●	
SPA2182MN	2182	●	
SPA2207MN	2207		
SPA2232MN	2232		
SPA2240MN	2240	●	
SPA2282MN	2282	●	
SPA2300MN	2300	●	
SPA2307MN	2307		
SPA2332MN	2332	●	
SPA2360MN	2360	●	
SPA2382MN	2382	●	
SPA2430MN	2430	●	
SPA2482MN	2482	●	
SPA2500MN	2500	●	
SPA2532MN	2532	●	

04 SUPER HC™ MN

RAW EDGE, MOULDED NOTCH NARROW SECTION V-BELT



SPA (CONTINUED)

Description	Datum Length	Stock	New
mm			
SPA2582MN	2582	●	
SPA2607MN	2607		
SPA2632MN	2632		
SPA2650MN	2650	●	
SPA2682MN	2682		
SPA2732MN	2732	●	
SPA2782MN	2782		
SPA2800MN	2800	●	
SPA2832MN	2832		
SPA2847MN	2847		
SPA2882MN	2882		
SPA2900MN	2900		
SPA2932MN	2932		
SPA2982MN	2982		
SPA3000MN	3000	●	
SPA3150MN	3150	●	
SPA3350MN	3350		
SPA3550MN	3550	●	
SPA3750MN	3750		
SPA4000MN	4000		

04 SUPER HC™ MN

RAW EDGE, MOULDED NOTCH NARROW SECTION V-BELT



SPB

Description	Datum Length	Stock	New
mm			
SPB1250MN	1250	●	
SPB1260MN	1260		
SPB1320MN	1320	●	
SPB1340MN	1340		
SPB1400MN	1400	●	
SPB1410MN	1410	●	
SPB1500MN	1500	●	
SPB1510MN	1510		
SPB1590MN	1590	●	
SPB1600MN	1600	●	
SPB1690MN	1690	●	
SPB1700MN	1700	●	
SPB1750MN	1750	●	
SPB1800MN	1800	●	
SPB1900MN	1900	●	
SPB2000MN	2000	●	
SPB2020MN	2020	●	
SPB2120MN	2120	●	
SPB2150MN	2150	●	
SPB2240MN	2240	●	
SPB2280MN	2280	●	
SPB2360MN	2360	●	
SPB2410MN	2410	●	
SPB2500MN	2500	●	
SPB2530MN	2530	●	
SPB2650MN	2650	●	
SPB2680MN	2680	●	
SPB2800MN	2800	●	
SPB2840MN	2840	●	
SPB2990MN	2990	●	
SPB3000MN	3000	●	
SPB3150MN	3150	●	
SPB3350MN	3350	●	
SPB3550MN	3550	●	
SPB3750MN	3750	●	
SPB4000MN	4000	●	
SPB4250MN	4250		
SPB4500MN	4500	●	
SPB4750MN	4750	●	

04 SUPER HC™ MN

RAW EDGE, MOULDED NOTCH NARROW SECTION V-BELT



SPC

Description	Datum Length	Stock	New
	mm		
SPC2000MN	2000	●	
SPC2120MN	2120		
SPC2240MN	2240		
SPC2360MN	2360		
SPC2500MN	2500	●	
SPC2650MN	2650	●	
SPC2800MN	2800	●	
SPC3000MN	3000	●	
SPC3150MN	3150	●	
SPC3350MN	3350	●	
SPC3550MN	3550	●	
SPC3750MN	3750		
SPC4000MN	4000	●	
SPC4250MN	4250	●	
SPC4500MN	4500	●	
SPC4750MN	4750		

05 TRI-POWER™

HEAVY DUTY, RAW EDGE, MOULDED NOTCH, CLASSICAL SECTION



AX

Description	Effective Length		Stock	New
	mm	inch		
AX21	585	23		●
AX22	610	24		●
AX23	635	25		●
AX24	661	26		●
AX25	686	27		●
AX26	712	28		●
AX27	737	29		●
AX28	762	30		●
AX29	788	31		●
AX30	813	32		●
AX31	839	33		●
AX32	864	34		●
AX33	889	35		●
AX34	915	36		●
AX35	940	37		●
AX36	966	38		●
AX37	991	39		●
AX38	1016	40		●
AX39	1042	41		●
AX40	1067	42		●
AX41	1093	43		●
AX42	1118	44		●
AX43	1143	45		●
AX44	1169	46		●
AX45	1194	47		●
AX46	1220	48		●
AX47	1245	49		●
AX48	1270	50		●
AX49	1296	51		●
AX50	1321	52		●
AX51	1347	53		●
AX52	1372	54		●
AX53	1397	55		●
AX54	1423	56		●
AX55	1448	57		●
AX56	1474	58		●
AX57	1499	59		●
AX58	1524	60		●
AX59	1550	61		●
AX60	1575	62		●
AX61	1601	63		●
AX62	1626	64		●
AX63	1651	65		●
AX64	1677	66		●
AX65	1702	67		●
AX66	1728	68		●
AX67	1753	69		●
AX68	1778	70		●
AX69	1804	71		●
AX70	1829	72		●
AX71	1855	73		●

05 TRI-POWER™
HEAVY DUTY, RAW EDGE, MOULDED NOTCH, CLASSICAL SECTION



AX (CONTINUED)

Description	Effective Length		Stock	New
	mm	inch		
AX72	1880	74		●
AX73	1905	75		●
AX74	1931	76		●
AX75	1956	77		●
AX76	1982	78		●
AX77	2007	79		●
AX78	2032	80		●
AX79	2058	81		●
AX80	2083	82		●
AX81	2109	83		●
AX82	2134	84		●
AX83	2159	85		●
AX84	2185	86		●
AX85	2210	87		●
AX86	2236	88		●
AX87	2261	89		●
AX88	2286	90		●
AX89	2312	91		●
AX90	2337	92		●
AX91	2363	93		●
AX92	2388	94		●
AX93	2413	95		●
AX94	2439	96		●
AX95	2464	97		●
AX96	2490	98		●
AX97	2515	99		●
AX98	2540	100		●
AX99	2566	101		●
AX100	2591	102		●
AX103	2667	105		●
AX105	2718	107		●
AX110	2845	112		●
AX112	2896	114		●
AX120	3099	122		●
AX128	3302	130		●
AX144	3709	146		●
AX173	4445	175		●

05 TRI-POWER™
HEAVY DUTY, RAW EDGE, MOULDED NOTCH, CLASSICAL SECTION



BX

Description	Effective Length	Effective Length	Stock	New
	mm	inch		
BX21	610	24		●
BX24	686	27		●
BX25	712	28		●
BX26	737	29		●
BX27	762	30		●
BX28	788	31		●
BX29	813	32		●
BX30	839	33		●
BX31	864	34		●
BX32	889	35		●
BX33	915	36		●
BX34	940	37		●
BX35	966	38		●
BX36	991	39		●
BX37	1016	40		●
BX38	1042	41		●
BX39	1067	42		●
BX40	1093	43		●
BX41	1118	44		●
BX42	1143	45		●
BX43	1169	46		●
BX44	1194	47		●
BX45	1220	48		●
BX46	1245	49		●
BX47	1270	50		●
BX48	1296	51		●
BX49	1321	52		●
BX50	1347	53		●
BX51	1372	54		●
BX52	1397	55		●
BX53	1423	56		●
BX54	1448	57		●
BX55	1474	58		●
BX56	1499	59		●
BX57	1524	60		●
BX58	1550	61		●
BX59	1575	62		●
BX60	1601	63		●
BX61	1626	64		●
BX62	1651	65		●
BX63	1677	66		●
BX64	1702	67		●
BX65	1728	68		●
BX66	1753	69		●
BX67	1778	70		●
BX68	1804	71		●
BX69	1829	72		●
BX70	1855	73		●
BX71	1880	74		●
BX72	1905	75		●
BX73	1931	76		●

05 TRI-POWER™
HEAVY DUTY, RAW EDGE, MOULDED NOTCH, CLASSICAL SECTION



BX (CONTINUED)

Description	Effective Length		Stock	New
	mm	inch		
BX74	1956	77		●
BX75	1982	78		●
BX76	2007	79		●
BX77	2032	80		●
BX78	2058	81		●
BX79	2083	82		●
BX80	2109	83		●
BX81	2134	84		●
BX82	2159	85		●
BX83	2185	86		●
BX84	2210	87		●
BX85	2236	88		●
BX86	2261	89		●
BX87	2286	90		●
BX88	2312	91		●
BX89	2337	92		●
BX90	2363	93		●
BX91	2388	94		●
BX92	2413	95		●
BX93	2439	96		●
BX94	2464	97		●
BX95	2490	98		●
BX96	2515	99		●
BX97	2540	100		●
BX98	2566	101		●
BX99	2591	102		●
BX100	2617	103		●
BX103	2693	106		●
BX105	2744	108		●
BX106	2769	109		●
BX108	2820	111		●
BX110	2871	113		●
BX112	2921	115		●
BX113	2947	116		●
BX115	2998	118		●
BX116	3023	119		●
BX120	3125	123		●
BX123	3201	126		●
BX124	3226	127		●
BX128	3328	131		●
BX133	3455	136		●
BX136	3531	139		●
BX140	3633	143		●
BX144	3734	147		●
BX148	3836	151		●
BX150	3887	153		●
BX158	4090	161		●
BX162	4191	165		●
BX173	4471	176		●
BX180	4649	183		●
BX195	5030	198		●

05 TRI-POWER™

HEAVY DUTY, RAW EDGE, MOULDED NOTCH, CLASSICAL SECTION



BX (CONTINUED)

Description	Effective Length		Stock	New
	mm	inch		
BX205	5284	208		●
BX210	5411	213		●
BX225	5792	228		●
BX240	6173	243		●
BX255	6554	258		●
BX259	6655	262		●
BX270	6935	273		●
BX285	7316	288		●
BX300	7697	303		●
BX330	8459	333		●
BX360	9221	363		●

05 TRI-POWER™
HEAVY DUTY, RAW EDGE, MOULDED NOTCH, CLASSICAL SECTION



CX

Description	Effective Length		Stock	New
	mm	inch		
CX51	1397	55		●
CX60	1626	64		●
CX64	1728	68		●
CX68	1829	72		●
CX72	1931	76		●
CX75	2007	79		●
CX77	2058	81		●
CX78	2083	82		●
CX81	2159	85		●
CX82	2185	86		●
CX83	2210	87		●
CX85	2261	89		●
CX90	2388	94		●
CX96	2540	100		●
CX98	2591	102		●
CX100	2642	104		●
CX101	2667	105		●
CX105	2769	109		●
CX106	2794	110		●
CX109	2871	113		●
CX112	2947	116		●
CX115	3023	119		●
CX120	3150	124		●
CX123	3226	127		●
CX128	3353	132		●
CX133	3480	137		●
CX136	3556	140		●
CX144	3760	148		●
CX150	3912	154		●
CX158	4115	162		●
CX162	4217	166		●
CX173	4496	177		●
CX180	4674	184		●
CX187	4852	191		●
CX190	4928	194		●
CX195	5055	199		●
CX210	5436	214		●
CX225	5817	229		●
CX240	6198	244		●
CX255	6579	259		●
CX270	6960	274		●
CX300	7722	304		●
CX330	8484	334		●
CX360	9246	364		●



Z

Description	Inside Length	Datum Length	Stock	New
	mm	mm		
Z16	425	447	●	
Z17.5	450	470	●	
Z18.5	475	495	●	
Z19	485	505	●	
Z19.5	500	520	●	
Z20	515	537	●	
Z20.5	530	550	●	
Z22	560	580	●	
Z22.5	575	595	●	
Z23.5	600	620	●	
Z24	610	630	●	
Z25	630	655	●	
Z26	653	675	●	
Z26.5	670	695	●	
Z28	710	730	●	
Z28.5	725	747	●	
Z29	730	755	●	
Z29.5	750	770	●	
Z30.5	775	795	●	
Z31	785	805	●	
Z31.5	800	820	●	
Z32.5	825	845	●	
Z33.5	850	870	●	
Z34	865	887	●	
Z34.5	875	895	●	
Z35.5	900	920	●	
Z36	910	930	●	
Z37	935	955	●	
Z37.5	950	970	●	
Z38.5	975	995	●	
Z39	980	1005	●	
Z39.5	1000	1020	●	
Z40	1016	1038	●	
Z41	1040	1063	●	
Z41.5	1050	1070	●	
Z42	1060	1080	●	
Z44	1120	1140	●	
Z45	1150	1170	●	
Z45.5	1160	1180	●	
Z46	1180	1200	●	
Z47	1200	1220	●	
Z48	1225	1245	●	
Z48.5	1230	1255	●	
Z49	1250	1270	●	
Z50	1275	1295	●	
Z51	1300	1320	●	
Z52	1320	1340	●	
Z53	1346	1368	●	
Z54	1371	1393	●	
Z55	1400	1420	●	
Z56	1422	1444	●	



Z (CONTINUED)

Description	Inside Length	Datum Length	Stock	New
	mm	mm		
Z57	1450	1470	●	
Z58	1475	1497	●	
Z59	1500	1520	●	
Z60	1524	1546	●	
Z61	1550	1572	●	
Z62	1575	1597	●	
Z63	1595	1622	●	
Z63.5	1600	1630	●	
Z64	1626	1648	●	
Z65	1651	1673	●	
Z66	1675	1697	●	
Z67	1700	1720	●	
Z68	1725	1747	●	
Z69	1750	1772	●	
Z70	1775	1797	●	
Z71	1800	1820	●	
Z73	1850	1872	●	
Z75	1900	1920	●	
Z78	1975	1997	●	
Z79	2000	2022	●	
Z83.5	2120	2142	●	
Z88	2240	2262	●	
Z93	2360	2382	●	
Z98	2500	2522	●	

A

Description	Inside Length	Datum Length	Stock	New
	mm	mm		
A18	457	487	●	
A19	480	510	●	
A20	508	538	●	
A21	535	570	●	
A22	560	595	●	
A23	590	620	●	
A23.5	600	630	●	
A24	615	645	●	
A24.5	630	655	●	
A25	650	680	●	
A26	670	705	●	
A27	690	720	●	
A27.5	700	730	●	
A28	710	745	●	
A28.5	725	755	●	
A29.5	750	780	●	
A30	775	805	●	
A31	800	825	●	
A32	825	850	●	
A32.5	825	855	●	
A33	850	875	●	
A34	875	900	●	
A35	900	925	●	
A36	925	950	●	
A37	950	975	●	
A38	975	1000	●	
A38.5	975	1005	●	
A39	1000	1025	●	
A40	1030	1055	●	
A40.5	1030	1060	●	
A41	1050	1080	●	
A41.5	1060	1090	●	
A42	1075	1105	●	
A43	1100	1130	●	
A44	1125	1155	●	
A45	1150	1180	●	
A46	1180	1205	●	
A46.5	1180	1210	●	
A47	1200	1230	●	
A48	1225	1255	●	
A49	1250	1280	●	
A50	1275	1310	●	
A51	1300	1330	●	
A52	1320	1355	●	
A53	1350	1385	●	
A54	1375	1410	●	
A55	1400	1435	●	
A56	1430	1460	●	
A57	1450	1485	●	
A58	1475	1510	●	
A59	1500	1535	●	



A (CONTINUED)

Description	Inside Length	Datum Length	Stock	New
	mm	mm		
A60	1525	1560	●	
A61	1550	1585	●	
A62	1575	1610	●	
A63	1600	1635	●	
A64	1625	1660	●	
A65	1655	1690	●	
A66	1680	1715	●	
A67	1700	1735	●	
A68	1730	1765	●	
A69	1760	1790	●	
A70	1780	1815	●	
A71	1800	1840	●	
A72	1830	1865	●	
A73	1860	1890	●	
A74	1880	1915	●	
A75	1900	1940	●	
A76	1930	1965	●	
A77	1960	1990	●	
A78	1980	2020	●	
A79	2000	2040	●	
A80	2040	2070	●	
A81	2060	2095	●	
A82	2090	2120	●	
A83	2120	2145	●	
A83.5	2120	2150	●	
A84	2140	2170	●	
A84.5	2150	2180	●	
A85	2160	2195	●	
A86	2200	2220	●	
A87	2215	2245	●	
A88	2240	2270	●	
A89	2265	2295	●	
A90	2300	2325	●	
A91	2320	2350	●	
A92	2345	2375	●	
A93	2360	2400	●	
A94	2400	2425	●	
A95	2420	2450	●	
A96	2440	2475	●	
A97	2475	2500	●	
A98	2500	2525	●	
A100	2540	2575	●	
A102	2590	2625	●	
A104	2650	2680	●	
A105	2670	2705	●	
A107	2725	2755	●	
A108	2750	2780	●	
A110	2800	2830	●	
A112	2850	2880	●	
A114	2896	2926	●	
A116	2946	2976	●	



A (CONTINUED)

Description	Inside Length	Datum Length	Stock	New
	mm	mm		
A118	3000	3035	●	
A120	3050	3085	●	
A124	3150	3185	●	
A128	3250	3290	●	
A130	3310	3340	●	
A132	3350	3380	●	
A134	3410	3440	●	
A136	3455	3490	●	
A140	3550	3590	●	
A144	3660	3695	●	
A147	3750	3770	●	
A148	3750	3780	●	
A158	4000	4050	●	
A167	4250	4280	●	
A173	4400	4430	●	
A180	4575	4610	●	
A187	4750	4780	●	
A195	4915	4950		
A197	5000	5030	●	



B

Description	Inside Length	Datum Length	Stock	New
	mm	mm		
B25	650	695	●	
B26	670	710	●	
B27	695	735	●	
B27.5	710	745	●	
B28	725	770	●	
B29	750	795	●	
B30	775	815	●	
B31	800	845	●	
B32	825	870	●	
B32.5	825	865	●	
B33	850	895	●	
B34	875	920	●	
B35	900	940	●	
B36	925	965	●	
B37	950	990	●	
B38	975	1015	●	
B38.5	975	1015	●	
B39	1000	1040	●	
B40	1030	1065	●	
B41	1060	1095	●	
B42	1075	1120	●	
B43	1100	1145	●	
B44	1120	1170	●	
B45	1150	1195	●	
B46	1180	1220	●	
B47	1200	1245	●	
B48	1225	1270	●	
B49	1250	1295	●	
B50	1275	1320	●	
B51	1300	1345	●	
B52	1335	1370	●	
B53	1360	1395	●	
B54	1385	1425	●	
B55	1400	1450	●	
B56	1435	1475	●	
B57	1460	1500	●	
B58	1485	1525	●	
B59	1500	1550	●	
B60	1535	1575	●	
B61	1560	1600	●	
B62	1585	1625	●	
B63	1600	1650	●	
B64	1625	1675	●	
B65	1650	1700	●	
B66	1700	1730	●	
B67	1725	1755	●	
B68	1750	1780	●	
B69.5	1760	1800	●	
B69	1765	1805	●	
B70	1800	1830	●	
B71	1815	1855	●	


B (CONTINUED)

Description	Inside Length	Datum Length	Stock	New
	mm	mm		
B72	1850	1880	●	
B73	1865	1905	●	
B74	1900	1930	●	
B75	1915	1955	●	
B76	1950	1980	●	
B77	1970	2005	●	
B78	2000	2030	●	
B79	2020	2060	●	
B80	2040	2085	●	
B81	2060	2110	●	
B82	2100	2135	●	
B83	2120	2160	●	
B84	2145	2185	●	
B85	2160	2210	●	
B86	2200	2235	●	
B87	2220	2260	●	
B88	2240	2285	●	
B89	2270	2310	●	
B90	2300	2335	●	
B91	2325	2365	●	
B92	2360	2390	●	
B93	2375	2415	●	
B94	2400	2440	●	
B95	2425	2465	●	
B96	2450	2490	●	
B97	2475	2515	●	
B98	2500	2540	●	
B99	2525	2565	●	
B100	2540	2590	●	
B101	2565	2605	●	
B102	2600	2640	●	
B103	2625	2665	●	
B104	2650	2695	●	
B105	2680	2720	●	
B106	2700	2745	●	
B107	2718	2758	●	
B108	2755	2795	●	
B110	2800	2845	●	
B112	2850	2895	●	
B114	2900	2945	●	
B115	2921	2961	●	
B116	2950	3000	●	
B118	3000	3050	●	
B120	3060	3100	●	
B122	3100	3150	●	
B124	3150	3200	●	
B126	3200	3240	●	
B128	3250	3300	●	
B130	3310	3350	●	
B131	3350	3380	●	
B132	3350	3390	●	



B (CONTINUED)

Description	Inside Length	Datum Length	Stock	New
	mm	mm		
B133	3390	3430	●	
B134	3415	3455	●	
B136	3460	3505	●	
B138	3505	3545	●	
B140	3550	3610	●	
B142	3600	3640	●	
B144	3670	3710	●	
B146	3700	3740	●	
B147	3750	3785	●	
B148	3770	3810	●	
B150	3810	3850	●	
B151	3850	3890	●	
B152	3870	3910	●	
B154	3912	3952	●	
B155	3950	3990	●	
B156	3962	4002	●	
B157	4000	4040	●	
B158	4025	4065	●	
B160	4064	4104	●	
B162	4125	4165	●	
B165	4200	4240	●	
B167	4250	4295	●	
B173	4400	4445	●	
B175	4450	4495	●	
B177	4500	4545	●	
B180	4580	4625	●	
B186	4750	4775	●	
B187	4750	4790	●	
B195	4960	5005	●	
B196	5000	5030	●	
B197	5000	5040	●	
B204	5200	5235	●	
B208	5300	5335	●	
B210	5345	5385	●	
B220	5600	5640	●	
B221	5600	5625	●	
B225	5690	5730	●	
B236	6000	6040	●	
B240	6070	6110	●	
B248	6300	6340	●	
B249	6300	6340	●	
B264	6700	6740	●	
B270	6830	6870	●	
B276	7000	7040	●	
B280	7100	7140	●	
B300	7620	7635	●	



C

Description	Inside Length	Datum Length	Stock	New
	mm	mm		
C42	1080	1145	●	
C43	1100	1165	●	
C46	1180	1245	●	
C47	1200	1258	●	
C48	1230	1290	●	
C49	1250	1320	●	
C51	1320	1370	●	
C52	1320	1378	●	
C53	1350	1420	●	
C54	1375	1445	●	
C55	1400	1470	●	
C56	1425	1483	●	
C57	1450	1508	●	
C58	1475	1533	●	
C59	1500	1570	●	
C60	1525	1595	●	
C61	1550	1608	●	
C62	1600	1650	●	
C63	1600	1658	●	
C65	1665	1725	●	
C66	1700	1750	●	
C67	1700	1758	●	
C68	1750	1800	●	
C69	1750	1808	●	
C70	1800	1850	●	
C71	1830	1875	●	
C72	1840	1900	●	
C73	1854	1912		
C74	1900	1950	●	
C75	1920	1980	●	
C76	1930	1988	●	
C77	1956	2014	●	
C78	2000	2055	●	
C79	2000	2058	●	
C80	2032	2090	●	
C81	2070	2130	●	
C82	2100	2155	●	
C83	2120	2180	●	
C84	2134	2192	●	
C85	2170	2230	●	
C86	2184	2242	●	
C87	2210	2268	●	
C88	2240	2310	●	
C89	2261	2319	●	
C90	2300	2360	●	
C92	2360	2410	●	
C93	2375	2435	●	
C94	2388	2446	●	
C95	2425	2485	●	
C96	2460	2510	●	
C97	2475	2535	●	



C (CONTINUED)

Description	Inside Length	Datum Length	Stock	New
	mm	mm		
C98	2500	2560	●	
C99	2525	2590	●	
C100	2560	2615	●	
C101	2580	2640		
C102	2600	2665	●	
C104	2650	2715	●	
C105	2675	2740	●	
C106	2692	2750	●	
C108	2750	2815	●	
C110	2800	2865	●	
C112	2860	2920	●	
C114	2896	2954	●	
C115	2935	2995	●	
C116	2965	3020	●	
C117	2965	3023	●	
C118	3000	3070	●	
C120	3050	3120	●	
C122	3099	3157	●	
C124	3150	3225	●	
C125	3175	3250		
C126	3200	3258	●	
C128	3250	3325	●	
C130	3300	3375	●	
C132	3350	3425	●	
C134	3415	3475	●	
C136	3450	3525	●	
C138	3505	3563	●	
C140	3550	3630	●	
C142	3607	3665	●	
C144	3670	3730	●	
C146	3700	3758	●	
C147	3750	3805	●	
C148	3750	3808	●	
C150	3810	3868	●	
C153	3900	3960	●	
C158	4000	4085	●	
C162	4130	4190	●	
C165	4200	4265	●	
C166	4216	4274	●	
C167	4250	4308	●	
C168	4267	4325	●	
C170	4318	4376	●	
C173	4400	4465	●	
C175	4445	4503	●	
C177	4500	4570	●	
C180	4575	4645	●	
C187	4750	4808	●	
C190	4826	4884	●	
C195	4980	5025	●	
C197	5000	5058	●	
C208	5300	5355	●	



C (CONTINUED)

Description	Inside Length	Datum Length	Stock	New
	mm	mm		
C209	5309	5367		
C210	5340	5405	●	
C220	5600	5658	●	
C222	5600	5660	●	
C225	5675	5735	●	
C236	6000	6058	●	
C238	6000	6065	●	
C240	6050	6120	●	
C248	6250	6325		
C250	6300	6370	●	
C255	6440	6500	●	
C264	6700	6758	●	
C265	6700	6755	●	
C270	6820	6880	●	
C280	7100	7135	●	
C285	7200	7260	●	
C295	7500	7558	●	
C300	7580	7640	●	
C315	8000	8058	●	
C330	8340	8405	●	



D

Description	Inside Length	Datum Length (mm)	Stock	New
	mm	mm		
D98	2500	2570	●	
D104	2650	2720	●	
D110	2800	2875	●	
D112	2850	2925		
D120	3050	3130	●	
D124	3150	3230	●	
D128	3250	3330	●	
D137	3480	3560	●	
D140	3550	3635	●	
D144	3660	3740	●	
D158	4000	4095	●	
D162	4115	4195	●	
D170	4320	4400	●	
D173	4400	4475	●	
D177	4500	4575	●	
D180	4570	4650	●	
D187	4750	4830	●	
D195	4955	5035	●	
D197	5000	5085	●	
D204	5180	5260	●	
D210	5335	5415	●	
D223	5600	5680	●	
D240	6035	6115	●	
D250	6300	6365	●	
D270	6800	6875	●	
D282	7100	7180	●	
D298	7500	7585	●	
D300	7555	7635	●	
D315	8007	8082		
D330	8320	8400	●	
D345	8770	8845		
D360	9080	9160	●	
D390	9910	9982		
D420	10672	10747		
D441	11207	11282		
D450	11435	11510		
D480	12197	12272		
D540	13721	13796		
D600	15246	15321		
D660	16771	16846		

06 HI-POWER™
WRAPPED, CLASSICAL SECTION V-BELT



E

Description	Inside Length	Datum Length	Stock	New
	mm	mm		
E180	4656	4574		
E195	5037	4955		
E240	6180	6098		
E270	6943	6861		
E300	7705	7623		
E330	8467	8385		
E360	9230	9148		
E390	9992	9910		
E420	10754	10672		
E540	13803	13721		
E600	15328	15246		



Z

Description	Inside Length	Datum Length	Stock	New
	mm	mm		
Z16DELTA	413	435	●	
Z17.5DELTA	438	460	●	
Z18.5DELTA	478	500	●	
Z19.5DELTA	493	515	●	
Z20DELTA	508	530	●	
Z20.5DELTA	521	543	●	
Z21DELTA	533	555	●	
Z22.5DELTA	568	590	●	
Z23DELTA	578	600	●	
Z24DELTA	608	630	●	
Z25DELTA	635	657	●	
Z25.5DELTA	648	670	●	
Z26.5DELTA	668	690	●	
Z27DELTA	688	710	●	
Z28DELTA	703	725	●	
Z29DELTA	733	755	●	
Z30DELTA	765	787	●	
Z30.5DELTA	778	800	●	
Z31DELTA	788	810	●	
Z32.5DELTA	828	850	●	
Z33.5DELTA	853	875	●	
Z34.5DELTA	878	900	●	
Z36DELTA	913	935	●	
Z36.5DELTA	928	950	●	
Z37.5DELTA	948	970	●	
Z38.5DELTA	978	1000	●	
Z39.5DELTA	998	1020	●	
Z41DELTA	1038	1060	●	
Z41.5DELTA	1050	1072	●	
Z43DELTA	1098	1120	●	
Z44DELTA	1123	1145	●	
Z45DELTA	1143	1165	●	
Z45.5DELTA	1158	1180	●	
Z46DELTA	1168	1190	●	
Z47DELTA	1193	1215	●	
Z48DELTA	1223	1245	●	
Z48.5DELTA	1228	1250	●	
Z49DELTA	1245	1267	●	
Z50DELTA	1273	1295	●	
Z51DELTA	1298	1320	●	
Z52DELTA	1318	1340	●	
Z53DELTA	1348	1370	●	
Z54DELTA	1378	1400	●	
Z55DELTA	1398	1420	●	
Z57DELTA	1448	1470	●	
Z58DELTA	1478	1500	●	
Z59DELTA	1498	1520	●	
Z60DELTA	1523	1545	●	
Z61DELTA	1553	1575	●	
Z62DELTA	1578	1600	●	
Z63DELTA	1603	1625	●	



Z (CONTINUED)

Description	Inside Length	Datum Length	Stock	New
	mm	mm		
Z65DELTA	1653	1675	●	
Z66DELTA	1678	1700	●	
Z67DELTA	1703	1725	●	
Z69DELTA	1753	1775	●	
Z70DELTA	1778	1800	●	
Z71DELTA	1803	1825	●	



A

Description	Inside Length	Datum Length	Stock	New
	mm	mm		
A18DELTA	457	487	●	
A19DELTA	480	510	●	
A20DELTA	510	540	●	
A21DELTA	530	560	●	
A22DELTA	560	590	●	
A23DELTA	590	620	●	
A23.5DELTA	600	630	●	
A24DELTA	610	640	●	
A25DELTA	640	670	●	
A26DELTA	670	700	●	
A27DELTA	690	720	●	
A27.5DELTA	700	730	●	
A28DELTA	710	740	●	
A28.5DELTA	720	750	●	
A29DELTA	735	765	●	
A29.5DELTA	750	780	●	
A30DELTA	770	800	●	
A31DELTA	795	825	●	
A32DELTA	820	850	●	
A32.5DELTA	830	860	●	
A33DELTA	840	870	●	
A34DELTA	870	900	●	
A35DELTA	890	920	●	
A36DELTA	920	950	●	
A37DELTA	940	970	●	
A38DELTA	960	990	●	
A38.5DELTA	970	1000	●	
A39DELTA	990	1020	●	
A40DELTA	1010	1040	●	
A40.5DELTA	1030	1060	●	
A41DELTA	1040	1070	●	
A42DELTA	1070	1100	●	
A43DELTA	1090	1120	●	
A44DELTA	1120	1150	●	
A45DELTA	1150	1180	●	
A46DELTA	1170	1200	●	
A46.5DELTA	1180	1210	●	
A47DELTA	1200	1230	●	
A48DELTA	1220	1250	●	
A49DELTA	1250	1280	●	
A50DELTA	1270	1300	●	
A51DELTA	1300	1330	●	
A52DELTA	1320	1350	●	
A53DELTA	1350	1380	●	
A54DELTA	1370	1400	●	
A55DELTA	1400	1430	●	
A56DELTA	1425	1455	●	
A57DELTA	1450	1480	●	
A58DELTA	1470	1500	●	
A59DELTA	1500	1530	●	
A60DELTA	1520	1550	●	



A (CONTINUED)

Description	Inside Length	Datum Length	Stock	New
	mm	mm		
A61DELTA	1550	1580	●	
A62DELTA	1580	1610	●	
A63DELTA	1610	1640	●	
A64DELTA	1630	1660	●	
A65DELTA	1660	1690	●	
A65.5DELTA	1670	1700	●	
A66DELTA	1680	1710	●	
A67DELTA	1710	1740	●	
A68DELTA	1730	1760	●	
A69DELTA	1760	1790	●	
A69.5DELTA	1770	1800	●	
A70DELTA	1780	1810	●	
A71DELTA	1810	1840	●	
A72DELTA	1830	1860	●	
A73DELTA	1860	1890	●	
A73.5DELTA	1870	1900	●	
A74DELTA	1890	1920	●	
A75DELTA	1910	1940	●	
A76DELTA	1930	1960	●	
A77DELTA	1960	1990	●	
A77.5DELTA	1970	2000	●	
A78DELTA	1980	2010	●	
A79DELTA	2010	2040	●	
A80DELTA	2032	2062	●	
A81DELTA	2060	2090	●	
A82DELTA	2090	2120	●	
A83DELTA	2110	2140	●	
A84DELTA	2140	2170	●	
A85DELTA	2170	2200	●	
A86DELTA	2190	2220	●	
A87DELTA	2210	2240	●	
A88DELTA	2240	2270	●	
A89DELTA	2270	2300	●	
A90DELTA	2290	2320	●	
A91DELTA	2320	2350	●	
A92DELTA	2340	2370	●	
A93DELTA	2370	2400	●	
A94DELTA	2390	2420	●	
A95DELTA	2420	2450	●	
A96DELTA	2450	2480	●	
A97DELTA	2470	2500	●	
A98DELTA	2500	2530	●	
A99DELTA	2520	2550	●	
A100DELTA	2540	2570	●	
A102DELTA	2590	2620	●	
A103DELTA	2620	2650	●	
A104DELTA	2650	2680	●	
A105DELTA	2670	2700	●	
A107DELTA	2720	2750	●	
A108DELTA	2745	2775	●	
A109DELTA	2770	2800	●	



A (CONTINUED)

Description	Inside Length	Datum Length	Stock	New
	mm	mm		
A110DELTA	2800	2830	●	
A112DELTA	2850	2880	●	
A114DELTA	2896	2926	●	
A115DELTA	2930	2960	●	
A116DELTA	2950	2980	●	
A118DELTA	3000	3030	●	
A120DELTA	3050	3080	●	
A123DELTA	3120	3150	●	
A124DELTA	3150	3180	●	
A128DELTA	3250	3280	●	
A130DELTA	3305	3335	●	
A132DELTA	3350	3380	●	
A136DELTA	3455	3485	●	
A140DELTA	3555	3585	●	
A144DELTA	3660	3690	●	
A148DELTA	3750	3780	●	
A158DELTA	4015	4045	●	
A167DELTA	4245	4275	●	
A187DELTA	4750	4780	●	
A197DELTA	5000	5030	●	



B

Description	Inside Length	Datum Length	Stock	New
	mm	mm		
B26DELTA	660	700	●	
B27DELTA	690	730	●	
B28DELTA	710	750	●	
B29DELTA	730	770	●	
B30DELTA	760	800	●	
B31DELTA	790	830	●	
B32DELTA	820	860	●	
B33DELTA	840	880	●	
B33.5DELTA	850	890	●	
B35DELTA	890	930	●	
B35.5DELTA	905	945	●	
B36DELTA	920	960	●	
B36.5DELTA	930	970	●	
B37DELTA	950	990	●	
B37.5DELTA	960	1000	●	
B38DELTA	970	1010	●	
B38.5DELTA	980	1020	●	
B39DELTA	990	1030	●	
B40DELTA	1020	1060	●	
B41DELTA	1040	1080	●	
B41.5DELTA	1060	1100	●	
B42DELTA	1070	1110	●	
B42.5DELTA	1080	1120	●	
B43DELTA	1090	1130	●	
B43.5DELTA	1105	1145	●	
B44DELTA	1120	1160	●	
B45DELTA	1150	1190	●	
B46DELTA	1170	1210	●	
B47DELTA	1200	1240	●	
B47.5DELTA	1210	1250	●	
B48DELTA	1220	1260	●	
B49DELTA	1250	1290	●	
B50DELTA	1280	1320	●	
B51DELTA	1300	1340	●	
B52DELTA	1330	1370	●	
B53DELTA	1350	1390	●	
B54DELTA	1370	1410	●	
B55DELTA	1400	1440	●	
B56DELTA	1420	1460	●	
B57DELTA	1450	1490	●	
B57.5DELTA	1460	1500	●	
B58DELTA	1470	1510	●	
B59DELTA	1500	1540	●	
B60DELTA	1520	1560	●	
B61DELTA	1550	1590	●	
B61.5DELTA	1560	1600	●	
B62DELTA	1580	1620	●	
B63DELTA	1600	1640	●	
B64DELTA	1630	1670	●	
B65DELTA	1660	1700	●	
B66DELTA	1680	1720	●	



B (CONTINUED)

Description	Inside Length	Datum Length	Stock	New
	mm	mm		
B67DELTA	1700	1740	●	
B68DELTA	1730	1770	●	
B69DELTA	1760	1800	●	
B70DELTA	1780	1820	●	
B71DELTA	1810	1850	●	
B72DELTA	1830	1870	●	
B73DELTA	1860	1900	●	
B74DELTA	1880	1920	●	
B75DELTA	1910	1950	●	
B76DELTA	1930	1970	●	
B77DELTA	1960	2000	●	
B78DELTA	1980	2020	●	
B79DELTA	2010	2050	●	
B80DELTA	2030	2070	●	
B81DELTA	2060	2100	●	
B81.5DELTA	2080	2120	●	
B82DELTA	2090	2130	●	
B83DELTA	2110	2150	●	
B84DELTA	2140	2180	●	
B85DELTA	2160	2200	●	
B86DELTA	2190	2230	●	
B86.5DELTA	2200	2240	●	
B87DELTA	2210	2250	●	
B88DELTA	2240	2280	●	
B89DELTA	2260	2300	●	
B90DELTA	2290	2330	●	
B91DELTA	2310	2350	●	
B92DELTA	2340	2380	●	
B93DELTA	2360	2400	●	
B94DELTA	2380	2420	●	
B95DELTA	2410	2450	●	
B96DELTA	2440	2480	●	
B97DELTA	2460	2500	●	
B98DELTA	2490	2530	●	
B99DELTA	2520	2560	●	
B100DELTA	2540	2580	●	
B101DELTA	2570	2610	●	
B102DELTA	2590	2630	●	
B103DELTA	2610	2650	●	
B104DELTA	2640	2680	●	
B105DELTA	2660	2700	●	
B106DELTA	2700	2740	●	
B107DELTA	2725	2765		
B108DELTA	2750	2790	●	
B108.5DELTA	2760	2800	●	
B110DELTA	2800	2840	●	
B112DELTA	2850	2890	●	
B114DELTA	2900	2940	●	
B115DELTA	2925	2965	●	
B116DELTA	2950	2990	●	
B116.5DELTA	2960	3000	●	



B (CONTINUED)

Description	Inside Length	Datum Length	Stock	New
	mm	mm		
B118DELTA	3000	3040	●	
B120DELTA	3050	3090	●	
B122.5DELTA	3110	3150	●	
B124DELTA	3150	3190	●	
B126DELTA	3200	3240	●	
B128DELTA	3250	3290	●	
B130DELTA	3310	3350	●	
B132DELTA	3360	3400	●	
B134DELTA	3410	3450	●	
B136DELTA	3460	3500	●	
B138DELTA	3510	3550	●	
B140DELTA	3560	3600	●	
B141DELTA	3585	3625		
B142DELTA	3610	3650		
B144DELTA	3660	3700	●	
B146DELTA	3710	3750	●	
B147DELTA	3740	3780	●	
B148DELTA	3760	3800	●	
B152DELTA	3860	3900	●	
B154DELTA	3910	3950	●	
B158DELTA	4020	4060	●	
B160DELTA	4070	4110		
B162DELTA	4120	4160	●	
B167DELTA	4240	4280	●	
B173DELTA	4400	4440	●	
B175DELTA	4450	4490	●	
B180DELTA	4570	4610	●	
B187DELTA	4750	4790	●	
B192DELTA	4880	4920	●	
B195DELTA	4960	5000	●	
B208DELTA	5280	5320		
B210DELTA	5330	5370	●	
B240DELTA	6100	6140	●	
B248DELTA	6300	6340	●	
B270DELTA	6860	6900	●	
B280DELTA	7110	7150	●	



C

Description	Inside Length	Datum Length	Stock	New
	mm	mm		
C43DELTA	1092	1150	●	
C47DELTA	1192	1250	●	
C48DELTA	1222	1280	●	
C49DELTA	1242	1300	●	
C51DELTA	1292	1350	●	
C52DELTA	1320	1378	●	
C53DELTA	1342	1400	●	
C55DELTA	1392	1450	●	
C56DELTA	1422	1480	●	
C57DELTA	1442	1500	●	
C58DELTA	1472	1530	●	
C59DELTA	1502	1560	●	
C60DELTA	1522	1580	●	
C61DELTA	1542	1600	●	
C62DELTA	1572	1630	●	
C63DELTA	1592	1650	●	
C65DELTA	1642	1700		
C66DELTA	1672	1730	●	
C67DELTA	1702	1760	●	
C68DELTA	1727	1785	●	
C69DELTA	1752	1810	●	
C70DELTA	1772	1830	●	
C71DELTA	1802	1860	●	
C72DELTA	1829	1887	●	
C72.5DELTA	1842	1900	●	
C75DELTA	1907	1965	●	
C76DELTA	1932	1990	●	
C77DELTA	1952	2010	●	
C78DELTA	1982	2040	●	
C80DELTA	2032	2090	●	
C81DELTA	2052	2110	●	
C82DELTA	2082	2140	●	
C83DELTA	2102	2160	●	
C84DELTA	2132	2190	●	
C85DELTA	2162	2220	●	
C86DELTA	2182	2240	●	
C88DELTA	2232	2290	●	
C89DELTA	2262	2320	●	
C90DELTA	2282	2340	●	
C93DELTA	2362	2420	●	
C94DELTA	2382	2440	●	
C95DELTA	2412	2470	●	
C96DELTA	2432	2490	●	
C97DELTA	2462	2520	●	
C98DELTA	2492	2550	●	
C99DELTA	2512	2570	●	
C100DELTA	2542	2600	●	
C101DELTA	2562	2620	●	
C102DELTA	2592	2650	●	
C103DELTA	2617	2675		
C104DELTA	2642	2700	●	



C (CONTINUED)

Description	Inside Length	Datum Length	Stock	New
	mm	mm		
C105DELTA	2662	2720	●	
C106DELTA	2692	2750	●	
C108DELTA	2742	2800	●	
C110DELTA	2792	2850	●	
C111DELTA	2817	2875		
C112DELTA	2842	2900	●	
C114DELTA	2892	2950	●	
C115DELTA	2922	2980	●	
C116DELTA	2942	3000	●	
C117DELTA	2967	3025		
C118DELTA	2992	3050	●	
C120DELTA	3042	3100	●	
C122DELTA	3092	3150	●	
C124DELTA	3152	3210	●	
C125DELTA	3177	3235		
C128DELTA	3252	3310	●	
C130DELTA	3302	3360	●	
C132DELTA	3352	3410	●	
C134DELTA	3402	3460	●	
C136DELTA	3462	3520	●	
C140DELTA	3552	3610	●	
C144DELTA	3652	3710	●	
C148DELTA	3762	3820	●	
C153DELTA	3887	3945	●	
C158DELTA	4002	4060	●	
C162DELTA	4112	4170	●	
C165DELTA	4192	4250	●	
C167DELTA	4242	4300	●	
C170DELTA	4318	4376	●	
C173DELTA	4392	4450	●	
C174DELTA	4417	4475		
C175DELTA	4442	4500	●	
C177DELTA	4502	4560	●	
C180DELTA	4572	4630	●	
C184DELTA	4672	4730		
C185DELTA	4702	4760		
C187DELTA	4752	4810	●	
C190DELTA	4822	4880	●	
C195DELTA	4952	5010	●	
C197DELTA	5002	5060	●	
C200DELTA	5082	5140		
C204DELTA	5182	5240	●	
C208DELTA	5282	5340	●	
C210DELTA	5334	5392	●	
C220DELTA	5592	5650		
C221DELTA	5617	5675		
C222DELTA	5642	5700	●	
C225DELTA	5712	5770	●	
C230DELTA	5842	5900		
C238DELTA	6042	6100	●	
C240DELTA	6092	6150	●	

07 DELTA CLASSIC™
 CLASSICAL - PRICE BY PERFORMANCE V-BELT



C (CONTINUED)

Description	Inside Length	Datum Length	Stock	New
	mm	mm		
C245DELTA	6222	6280		
C250DELTA	6352	6410	●	
C255DELTA	6477	6535		
C260DELTA	6602	6660		
C265DELTA	6732	6790	●	
C270DELTA	6852	6910	●	
C275DELTA	6982	7040		
C280DELTA	7112	7170	●	
C285DELTA	7242	7300		
C300DELTA	7622	7680		
C305DELTA	7747	7805		
C317DELTA	8052	8110		
C324DELTA	8232	8290		
C327DELTA	8307	8365		
C336DELTA	8532	8590		



D

Description	Inside Length	Datum Length	Stock	New
	mm	mm		
D79DELTA	2000	2075	●	
D91DELTA	2300	2375	●	
D93DELTA	2360	2435	●	
D96DELTA	2440	2515	●	
D98DELTA	2500	2575	●	
D104DELTA	2650	2725	●	
D110DELTA	2800	2875	●	
D118DELTA	3000	3075	●	
D120DELTA	3050	3125	●	
D124DELTA	3150	3225	●	
D126DELTA	3200	3275		
D128DELTA	3250	3325	●	
D132DELTA	3350	3425	●	
D136DELTA	3450	3525	●	
D140DELTA	3550	3625	●	
D144DELTA	3660	3735	●	
D148DELTA	3750	3825	●	
D154DELTA	3925	4000	●	
D156DELTA	3960	4035		
D158DELTA	4000	4075	●	
D162DELTA	4115	4190	●	
D163DELTA	4140	4215		
D167DELTA	4250	4325	●	
D173DELTA	4395	4470	●	
D177DELTA	4500	4575	●	
D180DELTA	4570	4645	●	
D181DELTA	4595	4670	●	
D187DELTA	4750	4825	●	
D195DELTA	4953	5028	●	
D197DELTA	5000	5075	●	
D208DELTA	5300	5375	●	
D210DELTA	5335	5410	●	
D220DELTA	5600	5675	●	
D225DELTA	5715	5790	●	
D233DELTA	5925	6000	●	
D236DELTA	6000	6075	●	
D240DELTA	6100	6175	●	
D248DELTA	6300	6375	●	
D250DELTA	6350	6425	●	
D255DELTA	6480	6555	●	
D264DELTA	6700	6775	●	
D270DELTA	6860	6935	●	
D280DELTA	7110	7185	●	
D285DELTA	7240	7315	●	
D295DELTA	7500	7575	●	
D300DELTA	7620	7695	●	
D315DELTA	8000	8075	●	
D330DELTA	8382	8457	●	
D335DELTA	8500	8575	●	
D345DELTA	8765	8840	●	
D354DELTA	9000	9075	●	

07 DELTA CLASSIC™
 CLASSICAL - PRICE BY PERFORMANCE V-BELT



D (CONTINUED)

Description	Inside Length	Datum Length	Stock	New
	mm	mm		
D360DELTA	9145	9220	●	
D374DELTA	9500	9575	●	
D390DELTA	9900	9975	●	
D394DELTA	10000	10075	●	
D418DELTA	10615	10690	●	
D441DELTA	11200	11275	●	
D478DELTA	12140	12215	●	
D492DELTA	12500	12575	●	
D540DELTA	13715	13790	●	
D600DELTA	15240	15315	●	

07 DELTA NARROW™

NARROW - PRICE BY PERFORMANCE V-BELT



SPZ

Description	Datum Length	Stock	New
mm			
SPZ562DELTA	562	●	
SPZ587DELTA	587	●	
SPZ600DELTA	600		
SPZ612DELTA	612	●	
SPZ630DELTA	630	●	
SPZ637DELTA	637	●	
SPZ662DELTA	662	●	
SPZ670DELTA	670	●	
SPZ687DELTA	687	●	
SPZ710DELTA	710	●	
SPZ722DELTA	722	●	
SPZ737DELTA	737	●	
SPZ750DELTA	750	●	
SPZ762DELTA	762	●	
SPZ772DELTA	772	●	
SPZ787DELTA	787	●	
SPZ800DELTA	800	●	
SPZ812DELTA	812	●	
SPZ825DELTA	825	●	
SPZ837DELTA	837	●	
SPZ850DELTA	850	●	
SPZ862DELTA	862	●	
SPZ875DELTA	875	●	
SPZ887DELTA	887	●	
SPZ900DELTA	900	●	
SPZ912DELTA	912	●	
SPZ925DELTA	925	●	
SPZ937DELTA	937	●	
SPZ950DELTA	950	●	
SPZ962DELTA	962	●	
SPZ975DELTA	975	●	
SPZ987DELTA	987	●	
SPZ1000DELTA	1000	●	
SPZ1010DELTA	1010		
SPZ1012DELTA	1012	●	
SPZ1024DELTA	1024	●	
SPZ1030DELTA	1030	●	
SPZ1037DELTA	1037	●	
SPZ1047DELTA	1047	●	
SPZ1060DELTA	1060	●	
SPZ1077DELTA	1077	●	
SPZ1087DELTA	1087	●	
SPZ1112DELTA	1112	●	
SPZ1120DELTA	1120	●	
SPZ1137DELTA	1137	●	
SPZ1150DELTA	1150		
SPZ1162DELTA	1162	●	
SPZ1180DELTA	1180	●	
SPZ1187DELTA	1187	●	
SPZ1202DELTA	1202	●	
SPZ1212DELTA	1212	●	



SPZ (CONTINUED)

Description	Datum Length	Stock	New
	mm		
SPZ1237DELTA	1237	●	
SPZ1250DELTA	1250	●	
SPZ1262DELTA	1262	●	
SPZ1270DELTA	1270		
SPZ1287DELTA	1287	●	
SPZ1300DELTA	1300		
SPZ1312DELTA	1312	●	
SPZ1320DELTA	1320	●	
SPZ1337DELTA	1337	●	
SPZ1347DELTA	1347	●	
SPZ1362DELTA	1362	●	
SPZ1387DELTA	1387	●	
SPZ1400DELTA	1400	●	
SPZ1412DELTA	1412	●	
SPZ1420DELTA	1420		
SPZ1437DELTA	1437	●	
SPZ1450DELTA	1450	●	
SPZ1462DELTA	1462	●	
SPZ1487DELTA	1487	●	
SPZ1500DELTA	1500	●	
SPZ1512DELTA	1512	●	
SPZ1520DELTA	1520		
SPZ1537DELTA	1537	●	
SPZ1550DELTA	1550	●	
SPZ1562DELTA	1562	●	
SPZ1587DELTA	1587	●	
SPZ1600DELTA	1600	●	
SPZ1612DELTA	1612	●	
SPZ1620DELTA	1620		
SPZ1637DELTA	1637	●	
SPZ1650DELTA	1650	●	
SPZ1662DELTA	1662	●	
SPZ1687DELTA	1687	●	
SPZ1700DELTA	1700	●	
SPZ1737DELTA	1737	●	
SPZ1750DELTA	1750	●	
SPZ1762DELTA	1762	●	
SPZ1787DELTA	1787	●	
SPZ1800DELTA	1800	●	
SPZ1812DELTA	1812	●	
SPZ1837DELTA	1837	●	
SPZ1850DELTA	1850	●	
SPZ1862DELTA	1862	●	
SPZ1887DELTA	1887	●	
SPZ1900DELTA	1900	●	
SPZ1937DELTA	1937	●	
SPZ1950DELTA	1950	●	
SPZ1987DELTA	1987	●	
SPZ2000DELTA	2000	●	
SPZ2030DELTA	2030		
SPZ2037DELTA	2037	●	

07 DELTA NARROW™

NARROW - PRICE BY PERFORMANCE V-BELT



SPZ (CONTINUED)

Description	Datum Length	Stock	New
	mm		
SPZ2060DELTA	2060	●	
SPZ2120DELTA	2120	●	
SPZ2137DELTA	2137	●	
SPZ2180DELTA	2180	●	
SPZ2187DELTA	2187	●	
SPZ2240DELTA	2240	●	
SPZ2287DELTA	2287	●	
SPZ2300DELTA	2300		
SPZ2360DELTA	2360	●	
SPZ2437DELTA	2437		
SPZ2500DELTA	2500	●	
SPZ2650DELTA	2650	●	
SPZ2800DELTA	2800	●	
SPZ3000DELTA	3000	●	
SPZ3150DELTA	3150	●	
SPZ3350DELTA	3350	●	
SPZ3550DELTA	3550	●	



SPA

Description	Datum Length	Stock	New
	mm		
SPA732DELTA	732	●	
SPA757DELTA	757	●	
SPA782DELTA	782	●	
SPA800DELTA	800	●	
SPA825DELTA	825	●	
SPA832DELTA	832	●	
SPA850DELTA	850	●	
SPA857DELTA	857	●	
SPA875DELTA	875	●	
SPA900DELTA	900	●	
SPA932DELTA	932	●	
SPA950DELTA	950	●	
SPA975DELTA	975	●	
SPA1000DELTA	1000	●	
SPA1007DELTA	1007	●	
SPA1030DELTA	1030	●	
SPA1032DELTA	1032	●	
SPA1050DELTA	1050		
SPA1057DELTA	1057	●	
SPA1060DELTA	1060		
SPA1082DELTA	1082	●	
SPA1100DELTA	1100		
SPA1107DELTA	1107	●	
SPA1120DELTA	1120	●	
SPA1132DELTA	1132	●	
SPA1150DELTA	1150	●	
SPA1157DELTA	1157	●	
SPA1162DELTA	1162		
SPA1180DELTA	1180	●	
SPA1187DELTA	1187		
SPA1200DELTA	1200		
SPA1207DELTA	1207	●	
SPA1220DELTA	1220		
SPA1232DELTA	1232	●	
SPA1250DELTA	1250	●	
SPA1257DELTA	1257	●	
SPA1272DELTA	1272	●	
SPA1285DELTA	1285	●	
SPA1287DELTA	1287		
SPA1300DELTA	1300		
SPA1307DELTA	1307	●	
SPA1320DELTA	1320	●	
SPA1332DELTA	1332	●	
SPA1357DELTA	1357	●	
SPA1360DELTA	1360	●	
SPA1382DELTA	1382	●	
SPA1400DELTA	1400	●	
SPA1407DELTA	1407	●	
SPA1425DELTA	1425	●	
SPA1432DELTA	1432	●	
SPA1450DELTA	1450	●	



SPA (CONTINUED)

Description	Datum Length	Stock	New
	mm		
SPA1482DELTA	1482	●	
SPA1500DELTA	1500	●	
SPA1520DELTA	1520		
SPA1532DELTA	1532	●	
SPA1550DELTA	1550	●	
SPA1557DELTA	1557		
SPA1582DELTA	1582	●	
SPA1600DELTA	1600	●	
SPA1620DELTA	1620		
SPA1632DELTA	1632	●	
SPA1637DELTA	1637		
SPA1650DELTA	1650	●	
SPA1675DELTA	1675		
SPA1682DELTA	1682	●	
SPA1700DELTA	1700	●	
SPA1707DELTA	1707	●	
SPA1732DELTA	1732	●	
SPA1757DELTA	1757	●	
SPA1782DELTA	1782	●	
SPA1787DELTA	1787		
SPA1800DELTA	1800	●	
SPA1832DELTA	1832	●	
SPA1837DELTA	1837		
SPA1857DELTA	1857	●	
SPA1882DELTA	1882	●	
SPA1900DELTA	1900	●	
SPA1932DELTA	1932	●	
SPA1957DELTA	1957	●	
SPA1982DELTA	1982	●	
SPA2000DELTA	2000	●	
SPA2032DELTA	2032	●	
SPA2057DELTA	2057	●	
SPA2060DELTA	2060	●	
SPA2082DELTA	2082	●	
SPA2120DELTA	2120	●	
SPA2132DELTA	2132	●	
SPA2182DELTA	2182	●	
SPA2207DELTA	2207	●	
SPA2232DELTA	2232	●	
SPA2240DELTA	2240	●	
SPA2282DELTA	2282	●	
SPA2300DELTA	2300	●	
SPA2307DELTA	2307	●	
SPA2332DELTA	2332	●	
SPA2360DELTA	2360	●	
SPA2382DELTA	2382	●	
SPA2430DELTA	2430	●	
SPA2432DELTA	2432	●	
SPA2482DELTA	2482	●	
SPA2500DELTA	2500	●	
SPA2532DELTA	2532	●	



SPA (CONTINUED)

Description	Datum Length	Stock	New
	mm		
SPA2580DELTA	2580	●	
SPA2582DELTA	2582	●	
SPA2607DELTA	2607	●	
SPA2632DELTA	2632	●	
SPA2650DELTA	2650	●	
SPA2682DELTA	2682	●	
SPA2720DELTA	2720	●	
SPA2732DELTA	2732	●	
SPA2782DELTA	2782	●	
SPA2800DELTA	2800	●	
SPA2832DELTA	2832	●	
SPA2840DELTA	2840		
SPA2847DELTA	2847	●	
SPA2882DELTA	2882	●	
SPA2900DELTA	2900	●	
SPA2932DELTA	2932	●	
SPA2982DELTA	2982	●	
SPA3000DELTA	3000	●	
SPA3032DELTA	3032	●	
SPA3082DELTA	3082	●	
SPA3150DELTA	3150	●	
SPA3182DELTA	3182	●	
SPA3282DELTA	3282	●	
SPA3350DELTA	3350	●	
SPA3550DELTA	3550	●	
SPA3750DELTA	3750	●	
SPA4000DELTA	4000	●	
SPA4250DELTA	4250	●	
SPA4500DELTA	4500	●	



SPB

Description	Datum Length	Stock	New
mm			
SPB1250DELTA	1250	●	
SPB1280DELTA	1280	●	
SPB1320DELTA	1320	●	
SPB1360DELTA	1360	●	
SPB1400DELTA	1400	●	
SPB1450DELTA	1450	●	
SPB1500DELTA	1500	●	
SPB1550DELTA	1550	●	
SPB1600DELTA	1600	●	
SPB1650DELTA	1650	●	
SPB1700DELTA	1700	●	
SPB1720DELTA	1720	●	
SPB1750DELTA	1750	●	
SPB1800DELTA	1800	●	
SPB1850DELTA	1850	●	
SPB1900DELTA	1900	●	
SPB1950DELTA	1950	●	
SPB2000DELTA	2000	●	
SPB2020DELTA	2020		
SPB2060DELTA	2060	●	
SPB2120DELTA	2120	●	
SPB2180DELTA	2180	●	
SPB2240DELTA	2240	●	
SPB2250DELTA	2250		
SPB2300DELTA	2300	●	
SPB2360DELTA	2360	●	
SPB2400DELTA	2400		
SPB2430DELTA	2430	●	
SPB2500DELTA	2500	●	
SPB2580DELTA	2580	●	
SPB2650DELTA	2650	●	
SPB2680DELTA	2680		
SPB2720DELTA	2720	●	
SPB2800DELTA	2800	●	
SPB2900DELTA	2900	●	
SPB3000DELTA	3000	●	
SPB3150DELTA	3150	●	
SPB3250DELTA	3250	●	
SPB3350DELTA	3350	●	
SPB3450DELTA	3450	●	
SPB3550DELTA	3550	●	
SPB3650DELTA	3650	●	
SPB3750DELTA	3750	●	
SPB3870DELTA	3870	●	
SPB4000DELTA	4000	●	
SPB4120DELTA	4120	●	
SPB4250DELTA	4250	●	
SPB4370DELTA	4370	●	
SPB4500DELTA	4500	●	
SPB4560DELTA	4560	●	
SPB4620DELTA	4620	●	

07 DELTA NARROW™
 NARROW - PRICE BY PERFORMANCE V-BELT



SPB (CONTINUED)

Description	Datum Length	Stock	New
	mm		
SPB4750DELTA	4750	●	
SPB4870DELTA	4870	●	
SPB5000DELTA	5000	●	
SPB5300DELTA	5300	●	
SPB5600DELTA	5600	●	
SPB6000DELTA	6000	●	
SPB6300DELTA	6300	●	
SPB6700DELTA	6700	●	
SPB7100DELTA	7100	●	
SPB7500DELTA	7500	●	
SPB8000DELTA	8000	●	

07 DELTA NARROW™

NARROW - PRICE BY PERFORMANCE V-BELT



SPC

Description	Datum Length	Stock	New
mm			
SPC2000DELTA	2000	●	
SPC2120DELTA	2120	●	
SPC2240DELTA	2240	●	
SPC2360DELTA	2360	●	
SPC2500DELTA	2500	●	
SPC2600DELTA	2600		
SPC2650DELTA	2650	●	
SPC2800DELTA	2800	●	
SPC3000DELTA	3000	●	
SPC3150DELTA	3150	●	
SPC3350DELTA	3350	●	
SPC3550DELTA	3550	●	
SPC3600DELTA	3600		
SPC3750DELTA	3750	●	
SPC4000DELTA	4000	●	
SPC4250DELTA	4250	●	
SPC4380DELTA	4380	●	
SPC4500DELTA	4500	●	
SPC4750DELTA	4750	●	
SPC5000DELTA	5000	●	
SPC5300DELTA	5300	●	
SPC5600DELTA	5600	●	
SPC5800DELTA	5800		
SPC6000DELTA	6000	●	
SPC6300DELTA	6300	●	
SPC6700DELTA	6700	●	
SPC7100DELTA	7100	●	
SPC7500DELTA	7500	●	
SPC8000DELTA	8000	●	
SPC8500DELTA	8500	●	
SPC9000DELTA	9000	●	
SPC9500DELTA	9500	●	
SPC10000DELTA	10000	●	
SPC10600DELTA	10600	●	
SPC11200DELTA	11200	●	



SPBP

Description	Datum Length	Stock	New
	mm		
SPBP2120	2120	●	
SPBP2240	2240	●	
SPBP2360	2360	●	
SPBP2400	2400	●	
SPBP2500	2500	●	
SPBP2650	2650	●	
SPBP2800	2800	●	
SPBP2900	2900	●	
SPBP3000	3000	●	
SPBP3150	3150	●	
SPBP3250	3250	●	
SPBP3350	3350	●	
SPBP3550	3550	●	
SPBP3650	3650	●	
SPBP3750	3750	●	
SPBP3800	3800	●	
SPBP4000	4000	●	
SPBP4250	4250	●	
SPBP4500	4500	●	
SPBP4750	4750	●	
SPBP5000	5000	●	
SPBP5300	5300	●	
SPBP5600	5600	●	
SPBP6000	6000	●	
SPBP6300	6300	●	
SPBP6700	6700	●	
SPBP7100	7100	●	
SPBP7500	7500	●	
SPBP8000	8000	●	

08 PREDATOR™ POWERBAND™

HEAVY DUTY WRAPPED NARROW SECTION JOINED V-BELT WITH ARAMID CORD



SPCP

Description	Datum Length	Stock	New
mm			
SPCP3000	3000	●	
SPCP3150	3150	●	
SPCP3350	3350	●	
SPCP3550	3550	●	
SPCP3750	3750	●	
SPCP4000	4000	●	
SPCP4250	4250	●	
SPCP4500	4500	●	
SPCP4750	4750	●	
SPCP5000	5000	●	
SPCP5300	5300	●	
SPCP5600	5600	●	
SPCP6000	6000	●	
SPCP6300	6300	●	
SPCP6700	6700	●	
SPCP7100	7100	●	
SPCP7500	7500	●	
SPCP8000	8000	●	
SPCP8500	8500	●	
SPCP9000	9000	●	
SPCP9500	9500	●	●
SPCP10000	10000	●	
SPCP10600	10600	●	
SPCP11200	11200	●	



5VP-15JP

Description	Effective Length		Stock	New
	mm	inch		
5VP560 15JP1420	1420	56	●	●
5VP600 15JP1525	1525	60	●	●
5VP630 15JP1600	1600	63	●	
5VP670 15JP1700	1700	67	●	
5VP710 15JP1800	1800	71	●	
5VP750 15JP1900	1900	75	●	
5VP800 15JP2030	2030	80	●	●
5VP850 15JP2160	2160	85	●	●
5VP900 15JP2285	2285	90	●	●
5VP950 15JP2415	2415	95	●	●
5VP1000 15JP2540	2540	100	●	●
5VP1060 15JP2690	2690	106	●	●
5VP1120 15JP2845	2845	112	●	●
5VP1180 15JP3000	3000	118	●	
5VP1250 15JP3175	3175	125	●	●
5VP1320 15JP3350	3350	132	●	
5VP1400 15JP3550	3550	140	●	
5VP1500 15JP3810	3810	150	●	●
5VP1600 15JP4065	4065	160	●	●
5VP1700 15JP4315	4315	170	●	●
5VP1800 15JP4570	4570	180	●	●
5VP1900 15JP4825	4825	190	●	●
5VP2000 15JP5080	5080	200	●	●
5VP2120 15JP5385	5385	212	●	●
5VP2240 15JP5690	5690	224	●	●
5VP2360 15JP6000	6000	236	●	
5VP2500 15JP6350	6350	250	●	●
5VP2650 15JP6730	6730	265	●	●
5VP2800 15JP7100	7100	280	●	
5VP3000 15JP7620	7620	300	●	●
5VP3150 15JP8000	8000	315	●	
5VP3350 15JP8500	8500	335		
5VP3550 15JP9000	9000	355		

08 PREDATOR™ POWERBAND™
HEAVY DUTY WRAPPED NARROW SECTION JOINED V-BELT WITH ARAMID CORD



8VP-25JP

Description	Effective Length	Effective Length	Stock	New
	mm	inch		
8VP1000	2540	100		
8VP1060	2690	106		
8VP1120	2845	112		
8VP1180	2995	118		
8VP1250	3175	125		
8VP1320	3355	132		
8VP1400	3555	140		
8VP1500	3810	150		
8VP1600	4064	160		
8VP1700	4318	170		
8VP1800	4572	180		
8VP1900	4826	190		
8VP2000	5080	200		
8VP2120	5385	212		
8VP2240	5690	224		
8VP2360	5994	236		
8VP2500	6350	250		
8VP2650	6731	265		
8VP2800	7112	280		
8VP3000	7620	300		
8VP3150	8001	315		
8VP3350	8509	335		
8VP3550	9017	355		
8VP3750	9525	375		
8VP4000	10160	400		
8VP4250	10795	425		
8VP4500	11430	450		
8VP4750	12065	475		
8VP5000	12700	500		
8VP5600	14225	560		
8VP6000	15240	600		



XPZ

Description	Datum Length	Stock	New
	mm		
XPZ800	800		
XPZ850	850		
XPZ900	900		
XPZ950	950		
XPZ1000	1000		
XPZ1030	1030		
XPZ1060	1060		
XPZ1090	1090		
XPZ1120	1120		
XPZ1150	1150		
XPZ1180	1180		
XPZ1212	1212		
XPZ1250	1250		
XPZ1270	1270		
XPZ1320	1320		
XPZ1340	1340		
XPZ1362	1362		
XPZ1400	1400		
XPZ1420	1420		
XPZ1450	1450		
XPZ1487	1487		
XPZ1500	1500		
XPZ1550	1550		
XPZ1600	1600		
XPZ1650	1650		
XPZ1700	1700		
XPZ1750	1750		
XPZ1800	1800		
XPZ1850	1850		
XPZ1900	1900		
XPZ1950	1950		
XPZ2000	2000		
XPZ2030	2030		
XPZ2120	2120		
XPZ2160	2160		
XPZ2240	2240		
XPZ2360	2360		
XPZ2500	2500		
XPZ2650	2650		
XPZ2800	2800		
XPZ3000	3000		
XPZ3150	3150		
XPZ3350	3350		
XPZ3550	3550		



XPA

Description	Datum Length	Stock	New
	mm		
XPA800	800		
XPA850	850		
XPA900	900		
XPA950	950		
XPA1000	1000		
XPA1030	1030		
XPA1060	1060		
XPA1090	1090		
XPA1120	1120		
XPA1150	1150		
XPA1180	1180		
XPA1250	1250		
XPA1320	1320		
XPA1360	1360		
XPA1400	1400		
XPA1450	1450		
XPA1500	1500		
XPA1550	1550		
XPA1600	1600		
XPA1650	1650		
XPA1700	1700		
XPA1750	1750		
XPA1800	1800		
XPA1850	1850		
XPA1900	1900		
XPA1950	1950		
XPA2000	2000		
XPA2060	2060		
XPA2120	2120		
XPA2240	2240		
XPA2360	2360		
XPA2430	2430		
XPA2500	2500		
XPA2650	2650		
XPA2800	2800		
XPA3000	3000		
XPA3150	3150		
XPA3350	3350		
XPA3550	3550		
XPA3750	3750		
XPA4000	4000		



XPB

Description	Datum Length	Stock	New
	mm		
XPB1250	1250		
XPB1320	1320		
XPB1400	1400		
XPB1450	1450		
XPB1500	1500		
XPB1550	1550		
XPB1600	1600		
XPB1650	1650		
XPB1700	1700		
XPB1750	1750		
XPB1800	1800		
XPB1850	1850		
XPB1900	1900		
XPB1950	1950		
XPB2000	2000		
XPB2120	2120		
XPB2150	2150		
XPB2240	2240		
XPB2280	2280		
XPB2360	2360		
XPB2410	2410		
XPB2500	2500		
XPB2530	2530		
XPB2650	2650		
XPB2680	2680		
XPB2800	2800		
XPB2840	2840		
XPB3000	3000		
XPB3150	3150		
XPB3350	3350		
XPB3550	3550		
XPB3750	3750		
XPB4000	4000		
XPB4250	4250		
XPB4500	4500		
XPB4750	4750		

09 QUAD-POWER™ 4 POWERBAND™
 HEAVY DUTY RAW EDGE, MOULDED NOTCH, NARROW SECTION, JOINED V-BELT



3VX

Description	Effective Length		Stock	New
	mm	inch		
3VX250	635	25.0		
3VX265	675	26.5		
3VX280	710	28.0		
3VX300	760	30.0		
3VX315	800	31.5		
3VX335	850	33.5		
3VX355	900	35.5		
3VX375	950	37.5		
3VX400	1015	40.0		
3VX425	1080	42.5		
3VX450	1145	45.0		
3VX475	1205	47.5		
3VX500	1270	50.0		
3VX530	1345	53.0		
3VX560	1420	56.0		
3VX600	1525	60.0		
3VX630	1600	63.0		
3VX670	1700	67.0		
3VX710	1805	71.0		
3VX750	1905	75.0		
3VX800	2030	80.0		
3VX850	2160	85.0		
3VX900	2285	90.0		
3VX950	2415	95.0		
3VX1000	2540	100.0		
3VX1060	2690	106.0		
3VX1120	2845	112.0		
3VX1180	2995	118.0		
3VX1250	3175	125.0		
3VX1320	3355	132.0		
3VX1400	3555	140.0		

09 **QUAD-POWER™ 4 POWERBAND™**
 HEAVY DUTY RAW EDGE, MOULDED NOTCH, NARROW SECTION, JOINED V-BELT



5VX

Description	Effective Length		Stock	New
	mm	inch		
5VX500	1270	50		
5VX530	1345	53		
5VX560	1420	56		
5VX600	1525	60		
5VX630	1600	63		
5VX670	1700	67		
5VX710	1805	71		
5VX750	1905	75		
5VX800	2030	80		
5VX850	2160	85		
5VX900	2285	90		
5VX950	2415	95		
5VX1000	2540	100		
5VX1060	2690	106		
5VX1120	2845	112		
5VX1180	2995	118		
5VX1250	3175	125		
5VX1320	3355	132		
5VX1400	3555	140		
5VX1500	3810	150		
5VX1600	4065	160		
5VX1700	4320	170		
5VX1800	4570	180		
5VX1900	4825	190		
5VX2000	5080	200		

10 SUPER HC™ & HI-POWER™ POWERBAND™

WRAPPED, NARROW SECTION/CLASSICAL SECTION JOINED V-BELT



SPB

Description	Datum Length	Stock	New
mm			
SPB2120	2120	●	
SPB2240	2240	●	
SPB2360	2360	●	
SPB2500	2500	●	
SPB2650	2650	●	
SPB2800	2800	●	
SPB3000	3000	●	
SPB3150	3150	●	
SPB3350	3350	●	
SPB3550	3550	●	
SPB3750	3750	●	
SPB4000	4000	●	
SPB4250	4250	●	
SPB4500	4500	●	
SPB4750	4750	●	
SPB5000	5000	●	
SPB5300	5300	●	
SPB5600	5600	●	
SPB6000	6000	●	
SPB6300	6300	●	
SPB6700	6700	●	
SPB7100	7100	●	
SPB7500	7500	●	
SPB8000	8000	●	

10 SUPER HC™ & HI-POWER™ POWERBAND™

WRAPPED, NARROW SECTION/CLASSICAL SECTION JOINED V-BELT



SPC

Description	Datum Length	Stock	New
	mm		
SPC3000	3000	●	
SPC3150	3150	●	
SPC3350	3350	●	
SPC3550	3550	●	
SPC3750	3750	●	
SPC4000	4000	●	
SPC4250	4250	●	
SPC4500	4500	●	
SPC4750	4750	●	
SPC5000	5000	●	
SPC5300	5300	●	
SPC5600	5600	●	
SPC6000	6000	●	
SPC6300	6300	●	
SPC6700	6700	●	
SPC7100	7100	●	
SPC7500	7500	●	
SPC8000	8000	●	
SPC8500	8500	●	
SPC9000	9000	●	
SPC9500	9500	●	●
SPC10000	10000	●	
SPC10600	10600	●	
SPC11200	11200	●	

10 SUPER HC™ & HI-POWER™ POWERBAND™

WRAPPED, NARROW SECTION/CLASSICAL SECTION JOINED V-BELT



3V-9J

Description	Effective Length		Stock	New
	mm	inch		
3V300 9J762	762	30.0		•
3V315 9J800	800	31.5		•
3V335 9J850	850	33.5		•
3V355 9J901	901	35.5		•
3V375 9J952	952	37.5		•
3V400 9J1016	1016	40.0		•
3V425 9J1079	1079	42.5		•
3V450 9J1143	1143	45.0		•
3V475 9J1206	1206	47.5		•
3V500 9J1270	1270	50.0		•
3V530 9J1346	1346	53.0		•
3V560 9J1420	1420	56.0	•	•
3V600 9J1525	1525	60.0	•	•
3V630 9J1600	1600	63.0	•	
3V670 9J1700	1700	67.0	•	
3V710 9J1800	1800	71.0	•	
3V750 9J1900	1900	75.0	•	
3V800 9J2030	2030	80.0	•	•
3V850 9J2160	2160	85.0	•	•
3V900 9J2285	2285	90.0	•	•
3V950 9J2415	2415	95.0	•	•
3V1000 9J2540	2540	100.0	•	•
3V1060 9J2690	2690	106.0	•	•
3V1120 9J2845	2845	112.0	•	•
3V1180 9J3000	3000	118.0	•	
3V1250 9J3175	3175	125.0	•	•
3V1320 9J3350	3350	132.0	•	
3V1400 9J3550	3550	140.0	•	



5V-15J

Description	Effective Length		Stock	New
	mm	inch		
5V560 15J1420	1420	56	●	●
5V600 15J1525	1525	60	●	●
5V630 15J1600	1600	63	●	
5V670 15J1700	1700	67	●	
5V710 15J1800	1800	71	●	
5V750 15J1900	1900	75	●	
5V800 15J2030	2030	80	●	●
5V850 15J2160	2160	85	●	●
5V900 15J2285	2285	90	●	●
5V950 15J2415	2415	95	●	●
5V1000 15J2540	2540	100	●	●
5V1060 15J2690	2690	106	●	●
5V1120 15J2845	2845	112	●	●
5V1180 15J3000	3000	118	●	
5V1250 15J3175	3175	125	●	●
5V1320 15J3350	3350	132	●	
5V1400 15J3550	3550	140	●	
5V1500 15J3810	3810	150	●	●
5V1600 15J4065	4065	160	●	●
5V1700 15J4315	4315	170	●	●
5V1800 15J4570	4570	180	●	●
5V1900 15J4825	4825	190	●	●
5V2000 15J5080	5080	200	●	●
5V2120 15J5385	5385	212	●	●
5V2240 15J5690	5690	224	●	●
5V2360 15J6000	6000	236	●	
5V2500 15J6350	6350	250	●	●
5V2650 15J6730	6730	265	●	●
5V2800 15J7100	7100	280	●	
5V3000 15J7620	7620	300	●	●
5V3150 15J8000	8000	315	●	
5V3350 15J8500	8500	335	●	
5V3550 15J9000	9000	355	●	

10 SUPER HC™ & HI-POWER™ POWERBAND™

WRAPPED, NARROW SECTION/CLASSICAL SECTION JOINED V-BELT



8V

Description	Effective Length		Stock	New
	mm	inch		
8V1000	2540	100	●	
8V1060	2690	106	●	
8V1120	2845	112	●	
8V1180	2995	118	●	
8V1250	3175	125	●	
8V1320	3355	132	●	
8V1400	3555	140	●	
8V1500	3810	150	●	
8V1600	4064	160	●	
8V1700	4318	170	●	
8V1800	4572	180	●	
8V1900	4826	190	●	
8V2000	5080	200	●	
8V2120	5385	212	●	
8V2240	5690	224	●	
8V2360	5994	236	●	
8V2500	6350	250	●	
8V2650	6731	265	●	
8V2800	7112	280	●	
8V3000	7620	300	●	
8V3150	8001	315	●	
8V3350	8509	335	●	
8V3550	9017	355	●	
8V3750	9525	375	●	
8V4000	10160	400	●	
8V4250	10795	425	●	
8V4500	11430	450	●	
8V4750	12065	475	●	
8V5000	12700	500	●	
8V5600	14225	560	●	
8V6000	15240	600	●	

10 SUPER HC™ & HI-POWER™ POWERBAND™

WRAPPED, NARROW SECTION/CLASSICAL SECTION JOINED V-BELT



B

Description	Inside length	Effective Length	Stock	New
	mm	mm		
B35	889	935		•
B38	965	1011		•
B40	1016	1092		•
B42	1067	1113		•
B41	1041	1118		•
B43	1092	1138		•
B44	1118	1194		•
B46	1168	1214		
B47	1194	1240		•
B48	1219	1265		
B50	1270	1316		
B51	1295	1341		
B52	1321	1367		
B53	1346	1392		
B54	1372	1417		
B55	1397	1443		
B56	1422	1468		
B57	1448	1494		
B58	1473	1519		
B59	1499	1544		
B60	1524	1570		
B61	1549	1595		
B62	1575	1621		
B63	1600	1646		
B64	1626	1671		
B65	1651	1697		
B66	1676	1722		
B67	1702	1748		
B68	1727	1773		
B70	1778	1824		
B71	1803	1849		
B72	1829	1875		
B73	1854	1900		
B74	1880	1925		
B75	1905	1951		
B77	1956	2002		
B78	1981	2027		
B79	2007	2052		
B80	2032	2078		
B81	2057	2103		
B82	2083	2129		
B83	2108	2154		
B84	2134	2180		•
B85	2159	2205		
B86	2184	2230		•
B87	2210	2256		
B88	2235	2281		
B90	2286	2332		
B92	2337	2383		
B93	2362	2408		•
B94	2388	2434		

10 SUPER HC™ & HI-POWER™ POWERBAND™

WRAPPED, NARROW SECTION/CLASSICAL SECTION JOINED V-BELT



B (CONTINUED)

Description	Inside length	Effective Length	Stock	New
	mm	mm		
B95	2413	2459		
B96	2438	2484		
B97	2464	2510		
B99	2515	2560		
B100	2540	2586		
B103	2616	2662		
B104	2642	2687		•
B105	2667	2713		
B108	2743	2789		
B109	2769	2845		•
B110	2794	2870		•
B112	2845	2891		
B113	2870	2946		•
B114	2896	2972		•
B115	2921	2997		•
B116	2946	3023		•
B118	2997	3073		•
B120	3048	3094		
B124	3150	3195		
B128	3251	3297		
B130	3302	3378		•
B133	3378	3424		
B136	3454	3500		
B138	3505	3581		•
B139	3531	3607		•
B140	3556	3632		•
B141	3581	3658		•
B144	3658	3780		
B148	3759	3805		
B150	3810	3886		•
B154	3912	3988		•
B158	4013	4059		
B160	4064	4140		•
B162	4115	4161		
B168	4267	4343		•
B173	4394	4440		
B180	4572	4618		
B185	4699	4775		•
B190	4826	4902		•
B195	4953	4999		
B210	5334	5380		
B218	5537	5613		•
B225	5715	5723		
B240	6096	6104		
B255	6477	6485		
B270	6858	6866		
B300	7620	7628		
B315	8001	8009		

10 SUPER HC™ & HI-POWER™ POWERBAND™

WRAPPED, NARROW SECTION/CLASSICAL SECTION JOINED V-BELT



C

Description	Inside length	Effective Length	Stock	New
	mm	mm		
C60	1524	1598		
C68	1727	1801		
C72	1829	1930		•
C75	1905	1979		
C78	1981	2083		•
C81	2057	2131		
C80	2032	2134		•
C85	2159	2233		
C87	2210	2311		•
C90	2286	2360		
C96	2438	2512		
C99	2515	2588		
C100	2540	2614		
C105	2667	2741		
C108	2743	2817		
C109	2769	2842		
C112	2845	2918		
C120	3048	3122		
C124	3150	3223		
C126	3200	3302		•
C128	3251	3325		
C136	3454	3528		
C144	3658	3731		
C146	3708	3810		•
C151	3835	3937		•
C158	4013	4087		
C162	4115	4188		
C173	4394	4468		
C180	4572	4646		
C185	4699	4801		•
C190	4826	4928		•
C195	4953	5027		
C204	5182	5283		•
C210	5334	5408		
C225	5715	5738		
C240	6096	6119		
C255	6477	6500		
C270	6858	6881		
C285	7239	7262		
C300	7620	7643		
C315	8001	8024		
C330	8382	8405		
C345	8763	8786		
C360	9144	9167		
C390	9906	9929		
C420	10668	10688		

10 SUPER HC™ & HI-POWER™ POWERBAND™

WRAPPED, NARROW SECTION/CLASSICAL SECTION JOINED V-BELT



D

Description	Inside length	Effective Length	Stock	New
	mm	mm		
D120	3048	3132		
D144	3658	3741		●
D158	4013	4097		●
D173	4394	4478		●
D180	4572	4656		●
D195	4953	5037		●
D210	5334	5418		●
D225	5715	5735		●
D240	6096	6116		●
D255	6477	6497		●
D270	6858	6878		●
D285	7239	7259		●
D300	7620	7640		●
D315	8001	8021		●
D330	8382	8402		●
D345	8763	8783		●
D360	9144	9164		●
D390	9906	9926		●
D420	10668	10688		●
D450	11430	11450		●
D480	12192	12212		●
D540	13716	13736		●
D600	15240	15260		●
D660	16764	16784		●

11 HI-POWER™ DUBL-V

WRAPPED, NARROW SECTION/CLASSICAL SECTION DOUBLE SIDED V-BELT



AA

Description	Effective Length	Datum Length	Stock	New
	mm	mm		
AA51	1350	1330	●	
AA55	1450	1435	●	
AA60	1575	1560		
AA62	1625	1615		●
AA64	1678	1663		
AA66	1727	1715		●
AA68	1780	1765	●	
AA70	1829	1815		●
AA73	1905	1895		●
AA75	1960	1940		
AA78	2032	2020		●
AA80	2085	2070		
AA85	2210	2195	●	
AA86	2237	2222		
AA88	2288	2273	●	
AA90	2340	2325	●	
AA92	2390	2375		
AA96	2490	2475		
AA105	2720	2705		
AA112	2900	2880	●	
AA120	3100	3085		
AA128	3305	3290	●	
AA148	3810	3800		●

11

HI-POWER™ DUBL-V

WRAPPED, NARROW SECTION/CLASSICAL SECTION DOUBLE SIDED V-BELT



BB

Description	Effective Length	Datum Length	Stock	New
	mm	mm		
BB35	965	940		
BB38	1040	1015		
BB42	1140	1120		
BB43	1165	1145		
BB45	1215	1195		
BB46	1240	1220		
BB51	1370	1345		
BB53	1420	1395		
BB55	1470	1450		
BB60	1600	1575	•	
BB64	1702	1675		•
BB66	1750	1730		
BB68	1800	1780		
BB71	1880	1855		
BB72	1905	1880		•
BB73	1925	1905		
BB74	1955	1930		
BB75	1980	1955	•	
BB81	2130	2110		
BB83	2185	2160	•	
BB85	2235	2210		
BB90	2360	2335		
BB92	2410	2390		
BB93	2435	2415		
BB94	2460	2440		
BB95	2485	2465		
BB96	2510	2490		
BB97	2535	2515	•	
BB100	2615	2595	•	
BB103	2692	2665		•
BB105	2740	2720	•	
BB107	2790	2770		
BB108	2815	2795		
BB111	2895	2870		
BB112	2920	2895	•	
BB114	2972	2945		•
BB116	3020	3000	•	
BB117	3048	3020		•
BB118	3070	3050	•	
BB120	3120	3100		
BB122	3170	3150	•	
BB123	3195	3175		
BB124	3220	3200		
BB127	3300	3275	•	
BB128	3325	3300		
BB129	3350	3325		
BB130	3375	3350		
BB133	3454	3430		•
BB135	3505	3480		•
BB136	3528	3505		
BB140	3629	3610		

11 HI-POWER™ DUBL-V

WRAPPED, NARROW SECTION/CLASSICAL SECTION DOUBLE SIDED V-BELT



BB (CONTINUED)

Description	Effective Length	Datum Length	Stock	New
	mm	mm		
BB144	3730	3710		
BB155	4010	3990		
BB158	4085	4065	●	
BB162	4191	4165		●
BB168	4340	4320		
BB169	4365	4345		
BB170	4394	4370		●
BB173	4470	4445		
BB180	4645	4625		
BB182	4699	4675		●
BB187	4826	4800		●
BB190	4900	4880		
BB195	5025	5005	●	
BB210	5410	5385		
BB225	5791	5765		●
BB226	5814	5755		
BB228	5864	5805		
BB230	5915	5855		
BB240	6130	6110		
BB255	6553	6530		●
BB270	6895	6870		
BB277	7070	7050		
BB285	7315	7290		●
BB300	7655	7635		

11 HI-POWER™ DUBL-V

WRAPPED, NARROW SECTION/CLASSICAL SECTION DOUBLE SIDED V-BELT



CC

Description	Effective Length	Datum Length	Stock	New
	mm	mm		
CC75	2010	1980		
CC81	2165	2130	●	
CC85	2265	2230	●	
CC90	2395	2360		
CC96	2545	2510	●	
CC105	2775	2740	●	
CC112	2950	2920	●	
CC120	3155	3120		
CC128	3360	3325		
CC136	3560	3525		
CC140	3658	2630		●
CC144	3765	3730	●	
CC158	4120	4085		
CC162	4220	4190	●	
CC173	4500	4465	●	
CC180	4680	4645	●	
CC195	5060	5025		
CC210	5440	5405	●	
CC240	6150	6120	●	
CC250	6382	6350	●	
CC255	6528	6550		●
CC270	6915	6880	●	
CC300	7675	7640		
CC330	8440	8405		
CC360	9200	9165		
CC390	9960	9930		
CC420	10725	10690		

11 HI-POWER™ DUBL-V

WRAPPED, NARROW SECTION/CLASSICAL SECTION DOUBLE SIDED V-BELT



DD

Description	Effective Length	Datum Length	Stock	New
	mm	mm		
DD270	6925	6875		
DD300	7690	7635		
DD360	9215	9160		

12 MULTI-SPEED™

WIDE RAW EDGE V-BELT



Special Gates Sizes				
13	23	28	37	47
Inside Length (mm)				
600	525	650	800	1000
700	600	700	850	1060
800	650	750	900	1120
900	700	800	950	1180
	750	850	1000	1250
	800	900	1060	1320
	850	950	1120	1400
	900	1000	1180	1500
	950	1060	1250	1600
	1000	1120	1320	1700
	1060	1180	1400	1800
	1120	1250	1500	2000
	1180	1320	1600	2240
	1250	1400	1700	
	1320	1500	1800	
	1400	1600	2000	
	1500		2240	

ISO R 1604 size						
W16	W20	W25	W31.5	W40	W50	W63
Datum Length (mm)						
630	630	710	900	1120	1400	1800
710	710	800	1000	1250	1600	2000
800	800	900	1120	1400	1800	2240
900	900	1000	1250	1600	2000	2500
1000	1000	1120	1400	1700	2240	2800
	1120	1250	1600	1800	2500	
	1250	1400	1800	2000	2800	
		1600	2000	2240	3150	
				2500		



3L

Description	Outside Length		Stock	New
	inch	mm		
3L28 6728 POWERATED	28	711	●	
3L29 6729 POWERATED	29	737	●	
3L30 6730 POWERATED	30	762	●	
3L31 6731 POWERATED	31	787	●	
3L32 6732 POWERATED	32	813	●	
3L33 6733 POWERATED	33	838	●	
3L34 6734 POWERATED	34	864	●	
3L35 6735 POWERATED	35	889	●	
3L36 6736 POWERATED	36	914	●	
3L37 6737 POWERATED	37	940	●	
3L38 6738 POWERATED	38	965	●	
3L39 6739 POWERATED	39	991	●	
3L40 6740 POWERATED	40	1016	●	
3L41 6741 POWERATED	41	1041	●	
3L42 6742 POWERATED	42	1067	●	
3L43 6743 POWERATED	43	1092	●	
3L44 6744 POWERATED	44	1118	●	
3L45 6745 POWERATED	45	1143	●	
3L46 6746 POWERATED	46	1168	●	
3L47 6747 POWERATED	47	1194	●	
3L48 6748 POWERATED	48	1219	●	
3L49 6749 POWERATED	49	1245	●	
3L50 6750 POWERATED	50	1270	●	
3L51 6751 POWERATED	51	1295		●
3L52 6752 POWERATED	52	1321		●
3L53 6753 POWERATED	53	1346		●
3L54 6754 POWERATED	54	1372		●
3L55 6755 POWERATED	55	1397		●
3L56 6756 POWERATED	56	1422		●
3L57 6757 POWERATED	57	1448		●
3L58 6758 POWERATED	58	1473		●
3L59 6759 POWERATED	59	1499		●
3L60 6760 POWERATED	60	1524		●
3L61 6761 POWERATED	61	1549	●	●
3L62 6762 POWERATED	62	1575		●
3L63 6763 POWERATED	63	1600		●
3L64 6764 POWERATED	64	1626		●
3L65 6765 POWERATED	65	1651		●



4L

Description	Outside Length		Stock	New
	inch	mm		
4L17 6817 POWERATED	17	432	●	
4L18 6818 POWERATED	18	457	●	
4L19 6819 POWERATED	19	483	●	
4L20 6820 POWERATED	20	508	●	
4L21 6821 POWERATED	21	533	●	
4L22 6822 POWERATED	22	559	●	
4L23 6823 POWERATED	23	584	●	
4L24 6824 POWERATED	24	610	●	
4L25 6825 POWERATED	25	635	●	
4L26 6826 POWERATED	26	660	●	
4L27 6827 POWERATED	27	686	●	
4L28 6828 POWERATED	28	711	●	
4L29 6829 POWERATED	29	737	●	
4L30 6830 POWERATED	30	762	●	
4L31 6831 POWERATED	31	787	●	
4L32 6832 POWERATED	32	813	●	
4L33 6833 POWERATED	33	838	●	
4L34 6834 POWERATED	34	864	●	
4L35 6835 POWERATED	35	889	●	
4L36 6836 POWERATED	36	914	●	
4L37 6837 POWERATED	37	940	●	
4L38 6838 POWERATED	38	965	●	
4L39 6839 POWERATED	39	991	●	
4L40 6840 POWERATED	40	1016	●	
4L41 6841 POWERATED	41	1041	●	
4L42 6842 POWERATED	42	1067	●	
4L43 6843 POWERATED	43	1092	●	
4L44 6844 POWERATED	44	1118	●	
4L45 6845 POWERATED	45	1143	●	
4L46 6846 POWERATED	46	1168	●	
4L47 6847 POWERATED	47	1194	●	
4L48 6848 POWERATED	48	1219	●	
4L49 6849 POWERATED	49	1245	●	
4L50 6850 POWERATED	50	1270	●	
4L51 6851 POWERATED	51	1295	●	
4L52 6852 POWERATED	52	1321	●	
4L53 6853 POWERATED	53	1346	●	
4L54 6854 POWERATED	54	1372	●	
4L55 6855 POWERATED	55	1397	●	
4L56 6856 POWERATED	56	1422	●	
4L57 6857 POWERATED	57	1448	●	
4L58 6858 POWERATED	58	1473	●	
4L59 6859 POWERATED	59	1499	●	
4L60 6860 POWERATED	60	1524	●	
4L61 6861 POWERATED	61	1549	●	
4L62 6862 POWERATED	62	1575	●	
4L63 6863 POWERATED	63	1600	●	
4L64 6864 POWERATED	64	1626	●	
4L65 6865 POWERATED	65	1651	●	
4L66 6866 POWERATED	66	1676	●	
4L67 6867 POWERATED	67	1702	●	



4L (CONTINUED)

Description	Outside Length		Stock	New
	inch	mm		
4L68 6868 POWERATED	68	1727	●	●
4L69 6869 POWERATED	69	1753	●	
4L70 6870 POWERATED	70	1778	●	
4L71 6871 POWERATED	71	1803	●	
4L72 6872 POWERATED	72	1829	●	
4L73 6873 POWERATED	73	1854	●	
4L74 6874 POWERATED	74	1880	●	
4L75 6875 POWERATED	75	1905	●	
4L76 6876 POWERATED	76	1930	●	
4L77 6877 POWERATED	77	1956	●	
4L78 6878 POWERATED	78	1981	●	
4L79 6879 POWERATED	79	2007	●	
4L80 6880 POWERATED	80	2032	●	
4L81 6881 POWERATED	81	2057	●	
4L82 6882 POWERATED	82	2083	●	
4L83 6883 POWERATED	83	2108	●	
4L84 6884 POWERATED	84	2134	●	
4L85 6885 POWERATED	85	2159	●	
4L86 6886 POWERATED	86	2184	●	
4L87 6887 POWERATED	87	2210	●	
4L88 6888 POWERATED	88	2235	●	
4L89 6889 POWERATED	89	2261	●	
4L90 6890 POWERATED	90	2286	●	
4L91 6891 POWERATED	91	2311	●	
4L92 6892 POWERATED	92	2337	●	
4L93 6893 POWERATED	93	2362	●	
4L94 6894 POWERATED	94	2388	●	
4L95 6895 POWERATED	95	2413	●	
4L96 6896 POWERATED	96	2438	●	
4L97 6897 POWERATED	97	2464	●	
4L98 6898 POWERATED	98	2489	●	
4L99 6899 POWERATED	99	2515	●	
4L100 68100 POWERATED	100	2540		●
4L105 68105 POWERATED	105	2667		●
4L107 68107 POWERATED	107	2718		●
4L117 68117 POWERATED	117	2972		●



5L

Description	Outside Length		Stock	New
	inch	mm		
5L23 6923 POWERATED	23	584		•
5L24 6924 POWERATED	24	610		•
5L25 6925 POWERATED	25	635	•	
5L26 6926 POWERATED	26	660	•	
5L27 6927 POWERATED	27	686	•	
5L28 6928 POWERATED	28	711	•	
5L29 6929 POWERATED	29	737	•	
5L30 6930 POWERATED	30	762	•	
5L31 6931 POWERATED	31	787	•	
5L32 6932 POWERATED	32	813	•	
5L33 6933 POWERATED	33	838	•	
5L34 6934 POWERATED	34	864	•	
5L35 6935 POWERATED	35	889	•	
5L36 6936 POWERATED	36	914	•	
5L37 6937 POWERATED	37	940	•	
5L38 6938 POWERATED	38	965	•	
5L39 6939 POWERATED	39	991	•	
5L40 6940 POWERATED	40	1016	•	
5L41 6941 POWERATED	41	1041	•	
5L42 6942 POWERATED	42	1067	•	
5L43 6943 POWERATED	43	1092	•	
5L44 6944 POWERATED	44	1118	•	
5L45 6945 POWERATED	45	1143	•	
5L46 6946 POWERATED	46	1168	•	
5L47 6947 POWERATED	47	1194	•	
5L48 6948 POWERATED	48	1219	•	
5L49 6949 POWERATED	49	1245	•	
5L50 6950 POWERATED	50	1270	•	
5L51 6951 POWERATED	51	1295	•	
5L52 6952 POWERATED	52	1321	•	
5L53 6953 POWERATED	53	1346	•	
5L54 6954 POWERATED	54	1372	•	
5L55 6955 POWERATED	55	1397	•	
5L56 6956 POWERATED	56	1422	•	
5L57 6957 POWERATED	57	1448	•	
5L58 6958 POWERATED	58	1473	•	
5L59 6959 POWERATED	59	1499	•	
5L60 6960 POWERATED	60	1524	•	
5L61 6961 POWERATED	61	1549	•	
5L62 6962 POWERATED	62	1575	•	
5L63 6963 POWERATED	63	1600	•	
5L64 6964 POWERATED	64	1626	•	
5L65 6965 POWERATED	65	1651	•	
5L66 6966 POWERATED	66	1676	•	
5L67 6967 POWERATED	67	1702	•	
5L68 6968 POWERATED	68	1727	•	
5L69 6969 POWERATED	69	1753	•	
5L70 6970 POWERATED	70	1778	•	
5L71 6971 POWERATED	71	1803	•	
5L72 6972 POWERATED	72	1829	•	
5L73 6973 POWERATED	73	1854	•	



5L (CONTINUED)

Description	Outside Length		Stock	New
	inch	mm		
5L74 6974 POWERATED	74	1880	●	
5L75 6975 POWERATED	75	1905	●	
5L76 6976 POWERATED	76	1930	●	
5L77 6977 POWERATED	77	1956	●	
5L78 6978 POWERATED	78	1981	●	
5L79 6979 POWERATED	79	2007	●	
5L80 6980 POWERATED	80	2032	●	
5L81 6981 POWERATED	81	2057	●	
5L82 6982 POWERATED	82	2083	●	
5L83 6983 POWERATED	83	2108	●	
5L84 6984 POWERATED	84	2134	●	
5L85 6985 POWERATED	85	2159	●	
5L86 6986 POWERATED	86	2184	●	
5L87 6987 POWERATED	87	2210	●	
5L88 6988 POWERATED	88	2235	●	
5L89 6989 POWERATED	89	2261	●	
5L90 6990 POWERATED	90	2286	●	
5L91 6991 POWERATED	91	2311	●	
5L92 6992 POWERATED	92	2337	●	
5L93 6993 POWERATED	93	2362	●	
5L94 6994 POWERATED	94	2388	●	
5L95 6995 POWERATED	95	2413	●	
5L96 6996 POWERATED	96	2438	●	
5L97 6997 POWERATED	97	2464	●	
5L98 6998 POWERATED	98	2489	●	
5L99 6999 POWERATED	99	2515	●	



3M

Description	Effective Length	Stock	New
	mm		
3M180	180	●	
3M185	185	●	
3M190	190	●	
3M195	195	●	
3M200	200	●	
3M206	206	●	
3M212	212	●	
3M218	218	●	
3M224	224	●	
3M230	230	●	
3M236	236	●	
3M243	243	●	
3M250	250	●	
3M258	258	●	
3M265	265	●	
3M272	272	●	
3M280	280	●	
3M290	290	●	
3M300	300	●	
3M307	307	●	
3M315	315	●	
3M325	325	●	
3M335	335	●	
3M345	345	●	
3M355	355	●	
3M365	365	●	
3M375	375	●	
3M387	387	●	
3M400	400	●	
3M412	412	●	
3M425	425	●	
3M437	437	●	
3M450	450	●	
3M462	462	●	
3M475	475	●	
3M487	487	●	
3M500	500	●	
3M515	515	●	
3M530	530	●	
3M545	545	●	
3M560	560	●	
3M580	580	●	
3M600	600	●	
3M615	615	●	
3M630	630	●	
3M650	650	●	
3M670	670	●	
3M690	690	●	
3M710	710	●	
3M730	730	●	
3M750	750	●	



5M

Description	Effective Length	Stock	New
	mm		
5M280	280	●	
5M290	290	●	
5M300	300	●	
5M307	307	●	
5M315	315	●	
5M325	325	●	
5M335	335	●	
5M345	345	●	
5M355	355	●	
5M365	365	●	
5M375	375	●	
5M387	387	●	
5M400	400	●	
5M412	412	●	
5M425	425	●	
5M437	437	●	
5M450	450	●	
5M462	462	●	
5M475	475	●	
5M487	487	●	
5M500	500	●	
5M515	515	●	
5M530	530	●	
5M545	545	●	
5M560	560	●	
5M580	580	●	
5M600	600	●	
5M615	615	●	
5M630	630	●	
5M650	650	●	
5M670	670	●	
5M690	690	●	
5M710	710	●	
5M730	730	●	
5M750	750	●	
5M775	775	●	
5M800	800	●	
5M825	825	●	
5M850	850	●	
5M875	875	●	
5M900	900	●	
5M925	925	●	
5M950	950	●	
5M975	975	●	
5M1000	1000	●	
5M1030	1030	●	
5M1060	1060	●	
5M1090	1090	●	
5M1120	1120	●	
5M1150	1150	●	
5M1180	1180	●	



5M (CONTINUED)

Description	Effective Length	Stock	New
	mm		
5M1220	1220	●	
5M1250	1250	●	
5M1280	1280	●	
5M1320	1320	●	
5M1360	1360	●	
5M1400	1400	●	
5M1450	1450	●	
5M1500	1500	●	
5M1600	1600	●	
5M1650	1650	●	
5M1850	1850	●	



7M

Description	Effective Length	Stock	New
	mm		
7M500	500	●	
7M515	515	●	
7M530	530	●	
7M545	545	●	
7M560	560	●	
7M580	580	●	
7M600	600	●	
7M615	615	●	
7M630	630	●	
7M650	650	●	
7M670	670	●	
7M690	690	●	
7M710	710	●	
7M730	730	●	
7M750	750	●	
7M775	775	●	
7M800	800	●	
7M825	825	●	
7M850	850	●	
7M875	875	●	
7M900	900	●	
7M925	925	●	
7M950	950	●	
7M975	975	●	
7M1000	1000	●	
7M1030	1030	●	
7M1060	1060	●	
7M1090	1090	●	
7M1120	1120	●	
7M1150	1150	●	
7M1180	1180	●	
7M1220	1220	●	
7M1250	1250	●	
7M1280	1280	●	
7M1320	1320	●	
7M1360	1360	●	
7M1400	1400	●	
7M1450	1450	●	
7M1500	1500	●	
7M1550	1550	●	
7M1600	1600	●	
7M1650	1650	●	
7M1700	1700	●	
7M1750	1750	●	
7M1800	1800	●	
7M1850	1850	●	
7M1900	1900	●	
7M1950	1950	●	
7M2000	2000	●	
7M2060	2060	●	
7M2120	2120	●	
7M2180	2180	●	
7M2240	2240	●	
7M2300	2300	●	



11M

Description	Effective Length	Stock	New
	mm		
11M710	710	●	
11M730	730	●	
11M750	750	●	
11M775	775	●	
11M800	800	●	
11M825	825	●	
11M850	850	●	
11M875	875	●	
11M900	900	●	
11M925	925	●	
11M950	950	●	
11M975	975	●	
11M1000	1000	●	
11M1030	1030	●	
11M1060	1060	●	
11M1090	1090	●	
11M1120	1120	●	
11M1150	1150	●	
11M1180	1180	●	
11M1220	1220	●	
11M1250	1250	●	
11M1280	1280	●	
11M1320	1320	●	
11M1360	1360	●	
11M1400	1400	●	
11M1450	1450	●	
11M1500	1500	●	
11M1550	1550	●	
11M1600	1600	●	
11M1650	1650	●	
11M1700	1700	●	
11M1750	1750	●	
11M1800	1800	●	
11M1850	1850	●	
11M1900	1900	●	
11M1950	1950	●	
11M2000	2000	●	
11M2060	2060	●	
11M2120	2120	●	
11M2180	2180	●	
11M2240	2240	●	
11M2300	2300	●	



3M-JB

Description	Effective Length	Stock	New
	mm		
3M175	175		
3M180	180		
3M185	185		
3M190	190		
3M195	195		
3M200	200		
3M206	206		
3M212	212		
3M218	218		
3M224	224		
3M230	230		
3M236	236		
3M243	243		
3M250	250		
3M258	258		
3M265	265		
3M272	272		
3M280	280		
3M290	290		
3M300	300		
3M307	307		
3M315	315		
3M319	319		
3M325	325		
3M335	335		
3M345	345		
3M350	350		
3M355	355		
3M365	365		
3M375	375		
3M387	387		
3M400	400		
3M406	406		
3M412	412		
3M425	425		
3M437	437		
3M450	450		
3M462	462		
3M475	475		
3M487	487		
3M500	500		
3M515	515		
3M530	530		
3M545	545		
3M553	553		
3M560	560		
3M580	580		
3M600	600		
3M615	615		
3M630	630		
3M650	650		

15 **POLYFLEX™ JB™**
POLYURETHANE JOINED V-BELT



3M-JB (CONTINUED)

Description	Effective Length	Stock	New
mm			
3M670	670		
3M690	690		
3M710	710		
3M730	730		
3M750	750		



5M-JB

Description	Effective Length	Stock	New
	mm		
5M280	280		
5M290	290		
5M300	300		
5M307	307		
5M315	315		
5M325	325		
5M335	335		
5M345	345		
5M355	355		
5M365	365		
5M375	375		
5M387	387		
5M400	400		
5M412	412		
5M425	425		
5M437	437		
5M450	450		
5M462	462		
5M475	475		
5M487	487		
5M500	500		
5M515	515		
5M530	530		
5M545	545		
5M560	560		
5M580	580		
5M600	600		
5M615	615		
5M630	630		
5M650	650		
5M670	670		
5M690	690		
5M710	710		
5M730	730		
5M750	750		
5M775	775		
5M800	800		
5M825	825		
5M850	850		
5M875	875		
5M900	900		
5M925	925		
5M950	950		
5M975	975		
5M1000	1000		
5M1030	1030		
5M1060	1060		
5M1090	1090		
5M1120	1120		
5M1150	1150		
5M1180	1180		

15 **POLYFLEX™ JB™**
POLYURETHANE JOINED V-BELT



5M-JB (CONTINUED)

Description	Effective Length	Stock	New
	mm		
5M1220	1220		
5M1250	1250		
5M1280	1280		
5M1320	1320		
5M1360	1360		
5M1400	1400		
5M1450	1450		
5M1500	1500		



7M-JB

Description	Effective Length	Stock	New
	mm		
7M500	490		
7M515	505		
7M530	520		
7M545	535		
7M560	550		
7M580	570		
7M600	590		
7M615	605		
7M630	620		
7M650	640		
7M670	660		
7M690	680		
7M710	703		
7M730	723		
7M750	743		
7M775	768		
7M800	793		
7M825	818		
7M850	843		
7M875	868		
7M900	893		
7M925	918		
7M950	943		
7M975	968		
7M1000	993		
7M1030	1023		
7M1060	1053		
7M1090	1083		
7M1120	1113		
7M1150	1143		
7M1180	1173		
7M1220	1213		
7M1250	1243		
7M1280	1273		
7M1320	1313		
7M1360	1353		
7M1400	1393		
7M1450	1443		
7M1500	1493		
7M1550	1543		
7M1600	1593		
7M1650	1643		
7M1700	1693		
7M1750	1743		
7M1800	1793		
7M1850	1843		
7M1900	1893		
7M1950	1943		
7M2000	1993		
7M2060	2053		
7M2120	2113		
7M2180	2173		
7M2240	2233		
7M2300	2293		



11M-JB

Description	Effective Length	Stock	New
	mm		
11M710	692		
11M730	712		
11M750	732		
11M775	757		
11M800	782		
11M825	807		
11M850	832		
11M875	857		
11M900	882		
11M925	907		
11M950	932		
11M975	957		
11M1000	982		
11M1030	1012		
11M1060	1042		
11M1090	1072		
11M1120	1102		
11M1150	1132		
11M1180	1162		
11M1220	1202		
11M1250	1232		
11M1280	1262		
11M1320	1302		
11M1360	1342		
11M1400	1382		
11M1450	1432		
11M1500	1482		
11M1550	1532		
11M1600	1582		
11M1650	1632		
11M1700	1682		
11M1750	1732		
11M1800	1782		
11M1850	1832		
11M1900	1882		
11M1950	1932		
11M2000	1982		
11M2060	2042		
11M2120	2102		
11M2180	2162		
11M2240	2222		
11M2300	2282		



PJ

Description	Description	Effective Length	Stock	New
DIN 7867	RMA	mm		
PJ356	140J	356	●	
PJ381	150J	381	●	
PJ406	160J	406	●	
PJ432	170J	432	●	
PJ457	180J	457	●	
PJ483	190J	483	●	
PJ508	200J	508	●	
PJ559	220J	559	●	
PJ584	230J	584	●	
PJ610	240J	610	●	
PJ660	260J	660	●	
PJ711	280J	711	●	
PJ723	285J	723	●	
PJ737	290J	737	●	
PJ762	300J	762	●	
PJ813	320J	813	●	
PJ838	330J	838	●	
PJ864	340J	864	●	
PJ914	360J	914	●	
PJ955	376J	955	●	
PJ965	380J	965	●	
PJ1016	400J	1016	●	
PJ1041	410J	1041	●	
PJ1067	420J	1067	●	
PJ1092	430J	1092	●	
PJ1105	435J	1105	●	
PJ1110	437J	1110	●	
PJ1118	440J	1118	●	
PJ1123	442J	1123	●	
PJ1130	445J	1130	●	
PJ1136	447J	1136	●	
PJ1150	453J	1150	●	
PJ1168	460J	1168	●	
PJ1194	470J	1194	●	
PJ1200	473J	1200	●	
PJ1222	480J	1222	●	
PJ1233	485J	1233	●	
PJ1244	490J	1244	●	
PJ1262	497J	1262	●	
PJ1270	500J	1270	●	
PJ1280	504J	1280	●	
PJ1300	512J	1300	●	
PJ1309	515J	1309	●	
PJ1321	520J	1321	●	
PJ1333	525J	1333	●	
PJ1355	534J	1355	●	
PJ1371	540J	1371	●	
PJ1397	550J	1397	●	
PJ1428	562J	1428	●	
PJ1439	567J	1439	●	
PJ1473	580J	1473	●	

16 MICRO-V®

MULTI-RIBBED V-BELT



PJ (CONTINUED)

Description	Description	Effective Length	Stock	New
DIN 7867	RMA	mm		
PJ1549	610J	1549	●	
PJ1600	630J	1600	●	
PJ1651	650J	1651	●	
PJ1663	655J	1663	●	
PJ1752	690J	1752	●	
PJ1854	730J	1854	●	
PJ1895	746J	1895	●	
PJ1910	752J	1910	●	
PJ1930	760J	1930	●	
PJ1956	770J	1956	●	
PJ1981	780J	1981	●	
PJ1992	784J	1992	●	
PJ2083	820J	2083	●	
PJ2210	870J	2210	●	
PJ2337	920J	2337	●	
PJ2489	980J	2489	●	

Standard available in number of ribs																	
# of ribs	4	5	6	7	8	9	10	12	14	15	16	18	20	24	28	30	32
PJ	x	x	x	x	x	x	x	x	x	x	x	x	x	x		x	x
PL	x	x	x	x	x	x	x	x	x	x	x	x	x	x			
PM	x	x	x	x	x	x	x	x	x	x	x	x	x	x	x		



PK

Description	Effective Length	Slab Width	Stock	New
DIN 7867	mm	ribs		
PK630	630	324 (4x81)		
PK650	650	324 (4x81)		
PK675	675	324 (4x81)		
PK698	698	324 (4x81)		
PK700	700	324 (4x81)		
PK730	730	324 (4x81)		
PK755	755	324 (4x81)		
PK775	775	324 (4x81)		
PK800	800	324 (4x81)		
PK812	812	324(4x81)		
PK830	830	324 (4x81)		
PK845	845	324 (4x81)		
PK865	865	324 (4x81)		
PK870	870	324 (4x81)		
PK875	875	324 (4x81)		
PK885	885	324 (4x81)		
PK890	890	324 (4x81)		
PK920	920	324 (4x81)		
PK925	925	324 (4x81)		
PK950	950	324 (4x81)		
PK954	954	324 (4x81)		
PK963	963	324 (4x81)		
PK970	970	324 (4x81)		
PK1000	1000	324 (4x81)		
PK1015	1015	324 (4x81)		
PK1035	1035	324 (4x81)		
PK1060	1060	324 (4x81)		
PK1080	1080	324 (4x81)		
PK1090	1090	324 (4x81)		
PK1125	1125	324 (4x81)		
PK1145	1145	324 (4x81)		
PK1150	1150	324 (4x81)		
PK1165	1165	324 (4x81)		
PK1190	1190	324 (4x81)		
PK1200	1200	324 (4x81)		
PK1222	1222	324 (4x81)		
PK1230	1230	324 (4x81)		
PK1245	1245	324 (4x81)		
PK1270	1270	324 (4x81)		
PK1300	1300	324 (4x81)		
PK1330	1330	324 (4x81)		
PK1335	1335	324 (4x81)		
PK1345	1345	324 (4x81)		
PK1385	1385	324 (4x81)		
PK1420	1420	324 (4x81)		
PK1460	1460	324 (4x81)		
PK1470	1470	324 (4x81)		
PK1480	1480	324 (4x81)		
PK1490	1490	324 (4x81)		
PK1520	1520	324 (4x81)		
PK1555	1555	324 (4x81)		

16 MICRO-V®

MULTI-RIBBED V-BELT



PK (CONTINUED)

Description	Effective Length	Slab Width	Stock	New
DIN 7867	mm	ribs		
PK1560	1560	324 (4x81)		
PK1570	1570	324 (4x81)		
PK1610	1610	324 (4x81)		
PK1655	1655	324 (4x81)		
PK1690	1690	324 (4x81)		
PK1700	1700	324 (4x81)		
PK1725	1725	324 (4x81)		
PK1755	1755	324 (4x81)		
PK1800	1800	324 (4x81)		
PK1860	1860	280 (4x70)		
PK1885	1885	280 (4x70)		
PK1890	1890	280 (4x70)		
PK1900	1900	280 (4x70)		
PK1930	1930	280 (4x70)		
PK1980	1980	280 (4x70)		
PK2050	2050	280 (4x70)		
PK2080	2080	280 (4x70)		
PK2120	2120	280 (4x70)		
PK2145	2145	280 (4x70)		
PK2235	2235	280 (4x70)		
PK2280	2280	280 (4x70)		
PK2330	2330	280 (4x70)		
PK2420	2420	280 (4x70)		
PK2490	2490	280 (4x70)		



PL

Description		Description	Effective Length	Stock	New
DIN 7867		RMA	mm		
PL954		375L	954	●	
PL991		390L	991	●	
PL1075		423L	1075	●	
PL1270		500L	1270	●	
PL1333		525L	1333	●	
PL1371		540L	1371	●	
PL1397		550L	1397	●	
PL1422		560L	1422	●	
PL1562		615L	1562	●	
PL1613		635L	1613	●	
PL1664		655L	1664	●	
PL1715		675L	1715	●	
PL1765		695L	1765	●	
PL1803		710L	1803	●	
PL1842		725L	1842	●	
PL1943		765L	1943	●	
PL1981		780L	1981	●	
PL2019		795L	2019	●	
PL2070		815L	2070	●	
PL2096		825L	2096	●	
PL2134		840L	2134	●	
PL2197		865L	2197	●	
PL2235		880L	2235	●	
PL2324		915L	2324	●	
PL2362		930L	2362	●	
PL2476		975L	2476	●	
PL2515		990L	2515	●	
PL2705		1065L	2705	●	
PL2743		1080L	2743	●	
PL2845		1120L	2845	●	
PL2895		1140L	2895	●	
PL2921		1150L	2921	●	
PL2997		1180L	2997	●	
PL3086		1215L	3086	●	
PL3125		1230L	3125	●	
PL3289		1295L	3289	●	
PL3327		1310L	3327	●	
PL3493		1375L	3493	●	
PL3696		1455L	3696	●	

Standard available in number of ribs																	
# of ribs	4	5	6	7	8	9	10	12	14	15	16	18	20	24	28	30	32
PJ	x	x	x	x	x	x	x	x	x	x	x	x	x	x		x	x
PL	x	x	x	x	x	x	x	x	x	x	x	x	x	x			
PM	x	x	x	x	x	x	x	x	x	x	x	x	x	x	x		

16 MICRO-V® MULTI-RIBBED V-BELT



PM

Description	Description	Effective Length	Stock	New
DIN 7867	RMA	mm		
PM2286	900M	2286	●	
PM2388	940M	2388	●	
PM2515	990M	2515	●	
PM2693	1060M	2693	●	
PM2832	1115M	2832	●	●
PM2921	1150M	2921	●	
PM3010	1185M	3010	●	
PM3124	1230M	3124	●	
PM3327	1310M	3327	●	
PM3531	1390M	3531	●	
PM3734	1470M	3734	●	
PM4089	1610M	4089	●	
PM4191	1650M	4191	●	
PM4470	1760M	4470	●	
PM4648	1830M	4648	●	
PM5029	1980M	5029	●	
PM5410	2130M	5410	●	
PM6121	2410M	6121	●	
PM6502	2560M	6502	●	
PM6883	2710M	6883	●	
PM7646	3010M	7646	●	
PM8408	3310M	8408	●	
PM9169	3610M	9169	●	
PM9931	3910M	9931	●	

Standard available in number of ribs																		
# of ribs	4	5	6	7	8	9	10	12	14	15	16	18	20	24	28	30	32	
PJ	x	x	x	x	x	x	x	x	x	x	x	x	x	x		x	x	
PL	x	x	x	x	x	x	x	x	x	x	x	x	x	x				
PM	x	x	x	x	x	x	x	x	x	x	x	x	x	x	x			



7.

**SYNCHRONOUS
BELTS SIZE LIST**

17 POLY CHAIN® CARBON™ VOLT™

ANTI-STATIC POLYURETHANE SYNCHRONOUS BELT WITH OPTIMISED CURVILINEAR GT TOOTH



8MGT

Description	Pitch length	nr of teeth	Stock	New size
mm				
8MGTV-640	640	80	●	
8MGTV-720	720	90	●	
8MGTV-800	800	100	●	
8MGTV-896	896	112	●	
8MGTV-960	960	120	●	
8MGTV-1000	1000	125	●	
8MGTV-1040	1040	130	●	
8MGTV-1120	1120	140	●	
8MGTV-1200	1200	150	●	
8MGTV-1224	1224	153	●	
8MGTV-1280	1280	160	●	
8MGTV-1440	1440	180	●	
8MGTV-1600	1600	200	●	
8MGTV-1760	1760	220	●	
8MGTV-1792	1792	224	●	
8MGTV-2000	2000	250	●	
8MGTV-2200	2200	275	●	
8MGTV-2240	2240	280	●	
8MGTV-2400	2400	300	●	
8MGTV-2520	2520	315	●	
8MGTV-2600	2600	325	●	
8MGTV-2800	2800	350	●	
8MGTV-2840	2840	355	●	
8MGTV-3048	3048	381	●	
8MGTV-3200	3200	400	●	
8MGTV-3280	3280	410	●	
8MGTV-3600	3600	450	●	
8MGTV-4000	4000	500	●	
8MGTV-4400	4400	550	●	
8MGTV-4480	4480	560	●	

Standard widths*
mm
12
21
36
62

* Other widths available on request.

17 POLY CHAIN® CARBON™ VOLT™

ANTI-STATIC POLYURETHANE SYNCHRONOUS BELT WITH OPTIMISED CURVILINEAR GT TOOTH



14MGT

Description	Pitch length	nr of teeth	Stock	New size
mm				
14MGTV-994	994	71	●	
14MGTV-1120	1120	80	●	
14MGTV-1190	1190	85	●	
14MGTV-1260	1260	90	●	
14MGTV-1400	1400	100	●	
14MGTV-1568	1568	112	●	
14MGTV-1610	1610	115	●	
14MGTV-1750	1750	125	●	
14MGTV-1890	1890	135	●	
14MGTV-1960	1960	140	●	
14MGTV-2100	2100	150	●	
14MGTV-2240	2240	160	●	
14MGTV-2310	2310	165	●	
14MGTV-2380	2380	170	●	
14MGTV-2450	2450	175	●	
14MGTV-2520	2520	180	●	
14MGTV-2590	2590	185	●	
14MGTV-2660	2660	190	●	
14MGTV-2730	2730	195	●	●
14MGTV-2800	2800	200	●	
14MGTV-2828	2828	202	●	●
14MGTV-3136	3136	224	●	
14MGTV-3304	3304	236	●	
14MGTV-3360	3360	240	●	
14MGTV-3500	3500	250	●	
14MGTV-3850	3850	275	●	
14MGTV-3920	3920	280	●	
14MGTV-4326	4326	309	●	
14MGTV-4410	4410	315	●	

Standard widths*
mm
20
37
68
90
125

* Other widths available on request.

18 MINI POLY CHAIN® GT CARBON™ 8MGT

POLYURETHANE SYNCHRONOUS BELT WITH OPTIMISED CURVILINEAR GT TOOTH PROFILE



8MGT

Description	Pitch length	nr of teeth	Stock	New size
mm				
8MC-248	248	31	●	
8MC-288	288	36	●	
8MC-352	352	44	●	
8MC-416	416	52	●	
8MC-456	456	57	●	
8MC-480	480	60	●	
8MC-544	544	68	●	
8MC-608	608	76	●	

Standard widths*
mm
11.2
12
21
36
62

* Other widths available on request.

19 POLY CHAIN® GT CARBON™ 5MGT

POLYURETHANE SYNCHRONOUS BELT WITH OPTIMISED CURVILINEAR GT TOOTH PROFILE



5MGT

Description	Pitch length	nr of teeth	Stock	New size
mm				
5MGT-300	300	60	●	●
5MGT-375	375	75	●	●
5MGT-425	425	85	●	●
5MGT-500	500	100	●	●
5MGT-535	535	107	●	●
5MGT-600	600	120	●	●
5MGT-635	635	127	●	●
5MGT-700	700	140	●	●
5MGT-815	815	163	●	●

Standard widths*
mm
9
15
25

* Other widths available on request.

20 POLY CHAIN® GT CARBON™ EXTENDED LENGTH

POLYURETHANE SYNCHRONOUS BELT WITH OPTIMISED CURVILINEAR GT TOOTH PROFILE



14MGTC

Description	Pitch length	nr of teeth	Stock	New size
mm				
14MGTC-4578	4578	327		●
14MGTC-4956	4956	354		●
14MGTC-5740	5740	410		●
14MGTC-6160	6160	440		●
14MGTC-6860	6860	490		●
14MGTC-7560	7560	540		●
14MGTC-8260	8260	590		●
14MGTC-8960	8960	640		●
14MGTC-9660	9660	690		●

Standard widths*
mm
37
68
90
125

* Other widths available on request.



SMGT

Description	Pitch length	nr of teeth	Stock	New size
mm				
8MGT-640	640	80	●	
8MGT-720	720	90	●	
8MGT-800	800	100	●	
8MGT-896	896	112	●	
8MGT-960	960	120	●	
8MGT-1000	1000	125	●	
8MGT-1040	1040	130	●	
8MGT-1120	1120	140	●	
8MGT-1200	1200	150	●	
8MGT-1224	1224	153	●	
8MGT-1280	1280	160	●	
8MGT-1440	1440	180	●	
8MGT-1600	1600	200	●	
8MGT-1760	1760	220	●	
8MGT-1792	1792	224	●	
8MGT-2000	2000	250	●	
8MGT-2200	2200	275	●	
8MGT-2240	2240	280	●	
8MGT-2400	2400	300	●	
8MGT-2520	2520	315	●	
8MGT-2600	2600	325	●	
8MGT-2800	2800	350	●	
8MGT-2840	2840	355	●	
8MGT-3048	3048	381	●	
8MGT-3200	3200	400	●	
8MGT-3280	3280	410	●	
8MGT-3600	3600	450	●	
8MGT-4000	4000	500	●	
8MGT-4400	4400	550	●	
8MGT-4480	4480	560	●	

Standard widths*
mm
12
21
36
62

* Other widths available on request.

22 POLY CHAIN® GT2

POLYURETHANE SYNCHRONOUS BELT WITH OPTIMISED CURVILINEAR GT TOOTH PROFILE



14MGT

Description	Pitch length mm	nr of teeth	Stock	New size
14MGT-994	994	71	●	
14MGT-1120	1120	80	●	
14MGT-1190	1190	85	●	
14MGT-1260	1260	90	●	
14MGT-1400	1400	100	●	
14MGT-1568	1568	112	●	
14MGT-1610	1610	115	●	
14MGT-1750	1750	125	●	
14MGT-1890	1890	135	●	
14MGT-1960	1960	140	●	
14MGT-2100	2100	150	●	
14MGT-2240	2240	160	●	
14MGT-2310	2310	165	●	
14MGT-2380	2380	170	●	
14MGT-2450	2450	175	●	
14MGT-2520	2520	180	●	
14MGT-2590	2590	185	●	
14MGT-2660	2660	190	●	
14MGT-2800	2800	200	●	
14MGT-3136	3136	224	●	
14MGT-3304	3304	236	●	
14MGT-3360	3360	240	●	
14MGT-3500	3500	250	●	
14MGT-3850	3850	275	●	
14MGT-3920	3920	280	●	
14MGT-4326	4326	309	●	
14MGT-4410	4410	315	●	

Standard widths mm
20
37
68
90
125



SMX

Description	Pitch length	nr of teeth	Stock	New size
mm				
264-8MX	264	33		●
320-8MX	320	40		●
376-8MX	376	47	●	●
384-8MX	384	48	●	●
424-8MX	424	53	●	●
480-8MX	480	60	●	●
512-8MX	512	64	●	●
520-8MX	520	65	●	●
560-8MX	560	70	●	●
576-8MX	576	72	●	●
600-8MX	600	75	●	●
608-8MX	608	76	●	●
624-8MX	624	78	●	●
640-8MX	640	80	●	●
656-8MX	656	82	●	●
720-8MX	720	90	●	●
760-8MX	760	95	●	●
776-8MX	776	97	●	●
800-8MX	800	100	●	●
856-8MX	856	107		●
840-8MX	840	105	●	●
880-8MX	880	110	●	●
912-8MX	912	114	●	●
920-8MX	920	115	●	●
960-8MX	960	120	●	●
968-8MX	968	121	●	●
976-8MX	976	122	●	●
1000-8MX	1000	125	●	●
1040-8MX	1040	130	●	●
1064-8MX	1064	133	●	●
1080-8MX	1080	135	●	●
1120-8MX	1120	140	●	●
1128-8MX	1128	141	●	●
1160-8MX	1160	145	●	●
1176-8MX	1176	147		●
1200-8MX	1200	150	●	●
1216-8MX	1216	152	●	●
1224-8MX	1224	153	●	●
1256-8MX	1256	157	●	●
1264-8MX	1264	158	●	●
1280-8MX	1280	160	●	●
1304-8MX	1304	163	●	●
1360-8MX	1360	170	●	●
1424-8MX	1424	178	●	●
1432-8MX	1432	179		●
1440-8MX	1440	180	●	●
1512-8MX	1512	189	●	●
1520-8MX	1520	190	●	●
1552-8MX	1552	194	●	●
1584-8MX	1584	198	●	●
1600-8MX	1600	200	●	●

Standard widths*
mm
20
30
40
50
65
85

* Other widths available on request.

SMX (CONTINUED)

Description	Pitch length	nr of teeth	Stock	New size
	mm			
1696-8MX	1696	212	●	●
1728-8MX	1728	216		●
1760-8MX	1760	220	●	●
1800-8MX	1800	225	●	●
1880-8MX	1880	235		●
1896-8MX	1896	237	●	●
1904-8MX	1904	238	●	●
2000-8MX	2000	250	●	●
2080-8MX	2080	260	●	●
2200-8MX	2200	275		●
2240-8MX	2240	280	●	●
2272-8MX	2272	284	●	●
2400-8MX	2400	300	●	●
2504-8MX	2504	313		●
2600-8MX	2600	325	●	●
2800-8MX	2800	350	●	●
3048-8MX	3048	381	●	●
3280-8MX	3280	410	●	●
3600-8MX	3600	450	●	●
4400-8MX	4400	550	●	●

Standard widths*
mm
20
30
40
50
65
85

* Other widths available on request.

14MX

Description	Pitch length	nr of teeth	Stock	New size
	mm			
784-14MX	784	56		●
826-14MX	826	59		●
924-14MX	924	66		●
966-14MX	966	69	●	●
1092-14MX	1092	78	●	●
1190-14MX	1190	85	●	●
1400-14MX	1400	100	●	●
1610-14MX	1610	115	●	●
1750-14MX	1750	125	●	●
1778-14MX	1778	127	●	●
1890-14MX	1890	135	●	●
2100-14MX	2100	150	●	●
2310-14MX	2310	165	●	●
2450-14MX	2450	175	●	●
2590-14MX	2590	185	●	●
2800-14MX	2800	200	●	●
3150-14MX	3150	225	●	●
3500-14MX	3500	250	●	●
3850-14MX	3850	275	●	●
4004-14MX	4004	286	●	●
4326-14MX	4326	309	●	●
4578-14MX	4578	327	●	●

Standard widths*
mm
20
40
55
85
115
170

* Other widths available on request.



2MGT

Description	Pitch length	nr of teeth	Stock	New size
mm				
74-2MGT	74	37		
76-2MGT	76	38		
80-2MGT	80	40		
90-2MGT	90	45		
100-2MGT	100	50		
112-2MGT	112	56		
130-2MGT	130	65		
132-2MGT	132	66		
134-2MGT	134	67		
140-2MGT	140	70		
142-2MGT	142	71		
152-2MGT	152	76	●	
158-2MGT	158	79	●	
164-2MGT	164	82	●	
168-2MGT	168	84	●	
172-2MGT	172	86	●	
178-2MGT	178	89	●	
180-2MGT	180	90	●	
184-2MGT	184	92	●	
186-2MGT	186	93	●	
192-2MGT	192	96	●	
194-2MGT	194	97	●	
202-2MGT	202	101	●	
208-2MGT	208	104	●	
210-2MGT	210	105	●	
212-2MGT	212	106	●	
216-2MGT	216	108	●	
220-2MGT	220	110	●	
224-2MGT	224	112	●	
232-2MGT	232	116	●	
240-2MGT	240	120	●	
242-2MGT	242	121	●	
250-2MGT	250	125	●	
252-2MGT	252	126	●	
264-2MGT	264	132	●	
274-2MGT	274	137	●	
280-2MGT	280	140	●	
284-2MGT	284	142	●	
286-2MGT	286	143	●	
288-2MGT	288	144	●	
304-2MGT	304	152	●	
310-2MGT	310	155	●	
318-2MGT	318	159	●	
320-2MGT	320	160	●	
322-2MGT	322	161	●	
330-2MGT	330	165	●	
332-2MGT	332	166	●	
336-2MGT	336	168	●	
342-2MGT	342	171	●	
356-2MGT	356	178	●	
364-2MGT	364	182	●	

Standard widths*
mm
3
6
9

* Other widths available on request.

24 POWERGRIP™ GT3 2MGT, 3MGT & 5MGT

PREMIUM RUBBER SYNCHRONOUS BELT WITH OPTIMISED GT TOOTH PROFILE



2MGT (CONTINUED)

Description	Pitch length	nr of teeth	Stock	New size
mm				
370-2MGT	370	185	●	
380-2MGT	380	190	●	
386-2MGT	386	193	●	
392-2MGT	392	196	●	
400-2MGT	400	200	●	
406-2MGT	406	203	●	
412-2MGT	412	206	●	
420-2MGT	420	210	●	
428-2MGT	428	214	●	
430-2MGT	430	215	●	
436-2MGT	436	218	●	
466-2MGT	466	233	●	
474-2MGT	474	237	●	
480-2MGT	480	240	●	
488-2MGT	488	244	●	
502-2MGT	502	251	●	
516-2MGT	516	258	●	
534-2MGT	534	267	●	
544-2MGT	544	272	●	
576-2MGT	576	288	●	
600-2MGT	600	300	●	
660-2MGT	660	330	●	
690-2MGT	690	345	●	
816-2MGT	816	408	●	
930-2MGT	930	465	●	
1032-2MGT	1032	516	●	
1164-2MGT	1164	582	●	
1386-2MGT	1386	693	●	
1700-2MGT	1700	850	●	
1830-2MGT	1830	915	●	

Standard widths*
mm
3
6
9

* Other widths available on request.



3MGT

Description	Pitch length	nr of teeth	Stock	New size
mm				
105-3MGT	105	35		
120-3MGT	120	40		
135-3MGT	135	45		
144-3MGT	144	48		
150-3MGT	150	50	●	
165-3MGT	165	55	●	
174-3MGT	174	58	●	
180-3MGT	180	60	●	
186-3MGT	186	62	●	
192-3MGT	192	64	●	
195-3MGT	195	65	●	
204-3MGT	204	68	●	
210-3MGT	210	70	●	
216-3MGT	216	72	●	
225-3MGT	225	75	●	
231-3MGT	231	77	●	
234-3MGT	234	78	●	
240-3MGT	240	80	●	
243-3MGT	243	81	●	
246-3MGT	246	82	●	
252-3MGT	252	84	●	
255-3MGT	255	85	●	
267-3MGT	267	89	●	
270-3MGT	270	90	●	
276-3MGT	276	92	●	
282-3MGT	282	94	●	
285-3MGT	285	95	●	
288-3MGT	288	96	●	
294-3MGT	294	98	●	
300-3MGT	300	100	●	
303-3MGT	303	101	●	
309-3MGT	309	103	●	
312-3MGT	312	104	●	
324-3MGT	324	108	●	
330-3MGT	330	110	●	
339-3MGT	339	113	●	
354-3MGT	354	118	●	
357-3MGT	357	119	●	
360-3MGT	360	120	●	
363-3MGT	363	121	●	
375-3MGT	375	125	●	
384-3MGT	384	128	●	
387-3MGT	387	129	●	
390-3MGT	390	130	●	
393-3MGT	393	131	●	
399-3MGT	399	133	●	
408-3MGT	408	136	●	
420-3MGT	420	140	●	
426-3MGT	426	142	●	
450-3MGT	450	150	●	
456-3MGT	456	152	●	

Standard widths*
mm
6
9
15

* Other widths available on request.

24 POWERGRIP™ GT3 2MGT, 3MGT & 5MGT

PREMIUM RUBBER SYNCHRONOUS BELT WITH OPTIMISED GT TOOTH PROFILE



3MGT (CONTINUED)

Description	Pitch length	nr of teeth	Stock	New size
mm				
480-3MGT	480	160	●	
489-3MGT	489	163	●	
495-3MGT	495	165	●	
501-3MGT	501	167	●	
510-3MGT	510	170	●	
513-3MGT	513	171	●	
522-3MGT	522	174	●	
537-3MGT	537	179	●	
540-3MGT	540	180	●	
552-3MGT	552	184	●	
561-3MGT	561	187	●	
564-3MGT	564	188	●	
570-3MGT	570	190	●	
582-3MGT	582	194	●	
588-3MGT	588	196	●	
600-3MGT	600	200	●	
621-3MGT	621	207	●	
630-3MGT	630	210	●	
657-3MGT	657	219	●	
750-3MGT	750	250	●	
777-3MGT	777	259	●	
840-3MGT	840	280	●	
849-3MGT	849	283	●	
897-3MGT	897	299	●	
1587-3MGT	1587	529	●	
1692-3MGT	1692	564	●	

Standard widths*
mm
6
9
15

* Other widths available on request.



5MGT

Description	Pitch length	nr of teeth	Stock	New size
mm				
200-5MGT	200	40	●	
225-5MGT	225	45	●	
250-5MGT	250	50	●	
265-5MGT	265	53	●	
275-5MGT	275	55	●	
280-5MGT	280	56	●	
285-5MGT	285	57	●	
300-5MGT	300	60	●	
325-5MGT	325	65	●	
330-5MGT	330	66	●	
340-5MGT	340	68	●	
350-5MGT	350	70	●	
360-5MGT	360	72	●	
375-5MGT	375	75	●	
400-5MGT	400	80	●	
410-5MGT	410	82	●	
415-5MGT	415	83	●	
425-5MGT	425	85	●	
450-5MGT	450	90	●	
460-5MGT	460	92	●	
475-5MGT	475	95	●	
490-5MGT	490	98	●	
500-5MGT	500	100	●	
510-5MGT	510	102	●	
525-5MGT	525	105	●	
530-5MGT	530	106	●	
540-5MGT	540	108	●	
550-5MGT	550	110	●	
600-5MGT	600	120	●	
625-5MGT	625	125	●	
650-5MGT	650	130	●	
665-5MGT	665	133	●	
700-5MGT	700	140	●	
750-5MGT	750	150	●	
775-5MGT	775	155	●	
800-5MGT	800	160	●	
850-5MGT	850	170	●	
860-5MGT	860	172	●	
900-5MGT	900	180	●	
950-5MGT	950	190	●	
980-5MGT	980	196	●	
1000-5MGT	1000	200	●	
1050-5MGT	1050	210	●	
1150-5MGT	1150	230	●	
1270-5MGT	1270	254	●	
1500-5MGT	1500	300	●	
1755-5MGT	1755	351	●	
1850-5MGT	1850	370	●	
2100-5MGT	2100	420	●	
2440-5MGT	2440	488	●	

Standard widths*
mm
9
15
25

* Other widths available on request.

8MGT

Description	Pitch length	nr of teeth	Stock	New size
	mm			
384-8MGT	384	48	●	
480-8MGT	480	60	●	
560-8MGT	560	70	●	
576-8MGT	567	72	●	●
600-8MGT	600	75	●	
640-8MGT	640	80	●	
720-8MGT	720	90	●	
800-8MGT	800	100	●	
840-8MGT	840	105	●	
880-8MGT	880	110	●	
920-8MGT	920	115	●	
960-8MGT	960	120	●	
1040-8MGT	1040	130	●	
1064-8MGT	1064	133	●	
1104-8MGT	1104	138	●	●
1120-8MGT	1120	140	●	
1160-8MGT	1160	145	●	
1200-8MGT	1200	150	●	
1224-8MGT	1224	153	●	●
1280-8MGT	1280	160	●	
1440-8MGT	1440	180	●	
1512-8MGT	1512	189	●	
1584-8MGT	1584	198	●	
1600-8MGT	1600	200	●	
1760-8MGT	1760	220	●	
1800-8MGT	1800	225	●	
2000-8MGT	2000	250	●	
2200-8MGT	2200	275	●	●
2400-8MGT	2400	300	●	
2600-8MGT	2600	325	●	
2800-8MGT	2800	350	●	
3048-8MGT	3048	381	●	
3280-8MGT	3280	410	●	
3600-8MGT	3600	450	●	
4400-8MGT	4400	550	●	

Standard widths*

mm

20

30

50

85

* Other widths available on request.



14MGT

Description	Pitch length	nr of teeth	Stock	New size
mm				
966-14MGT	966	69	●	
1190-14MGT	1190	85	●	
1400-14MGT	1400	100	●	
1610-14MGT	1610	115	●	
1750-14MGT	1750	125	●	
1778-14MGT	1778	127	●	
1890-14MGT	1890	135	●	
2100-14MGT	2100	150	●	
2310-14MGT	2310	165	●	
2450-14MGT	2450	175	●	
2590-14MGT	2590	185	●	
2800-14MGT	2800	200	●	
3150-14MGT	3150	225	●	
3360-14MGT	3360	240	●	
3500-14MGT	3500	250	●	
3850-14MGT	3850	275	●	
4326-14MGT	4326	309	●	
4578-14MGT	4578	327	●	
4956-14MGT	4956	354	●	
5320-14MGT	5320	380	●	
5740-14MGT	5740	410	●	
6160-14MGT	6160	440	●	
6860-14MGT	6860	490	●	

Standard widths*
mm
40
55
85
115
170

* Other widths available on request.

26 POWERGRIP™ HTD™ 3M & 5M

RUBBER SYNCHRONOUS BELT WITH HTD™ TOOTH PROFILE



3M

Description	Pitch length	nr of teeth	Stock	New size
mm				
105-3M	105	35		
111-3M	111	37		
120-3M	120	40		
123-3M	123	41		
126-3M	126	42		
129-3M	129	43		
141-3M	141	47		
144-3M	144	48		
150-3M	150	50	●	
156-3M	156	52	●	
159-3M	159	53	●	
165-3M	165	55	●	
168-3M	168	56	●	
171-3M	171	57		
174-3M	174	58		
177-3M	177	59	●	
180-3M	180	60	●	
183-3M	183	61		
186-3M	186	62		
189-3M	189	63		
192-3M	192	64	●	
195-3M	195	65	●	
201-3M	201	67	●	
204-3M	204	68		
210-3M	210	70	●	
213-3M	213	71		
216-3M	216	72		
219-3M	219	73		
222-3M	222	74		
225-3M	225	75	●	
234-3M	234	78		
237-3M	237	79		
243-3M	243	81	●	
246-3M	246	82	●	
249-3M	249	83	●	
252-3M	252	84	●	
255-3M	255	85	●	
267-3M	267	89	●	
276-3M	276	92	●	
282-3M	282	94	●	
285-3M	285	95	●	
288-3M	288	96	●	
291-3M	291	97	●	
294-3M	294	98	●	
297-3M	297	99		
300-3M	300	100	●	
306-3M	306	102	●	
312-3M	312	104	●	
315-3M	315	105		
318-3M	318	106	●	
330-3M	330	110	●	

Standard widths*
mm
6
9
15

* Other widths available on request.



3M (CONTINUED)

Description	Pitch length	nr of teeth	Stock	New size
mm				
333-3M	333	111	●	
336-3M	336	112	●	
339-3M	339	113		
342-3M	342	114		
345-3M	345	115	●	
357-3M	357	119	●	
363-3M	363	121	●	
372-3M	372	124	●	
381-3M	381	127	●	
384-3M	384	128	●	
420-3M	420	140	●	
435-3M	435	145	●	
447-3M	447	149	●	
462-3M	462	154	●	
474-3M	474	158	●	
477-3M	477	159		
480-3M	480	160	●	
486-3M	486	162		
489-3M	489	163		
501-3M	501	167	●	
513-3M	513	171		
522-3M	522	174		
525-3M	525	175		
531-3M	531	177		
537-3M	537	179		
552-3M	552	184		
558-3M	558	186		
564-3M	564	188	●	
570-3M	570	190		
573-3M	573	191		
582-3M	582	194	●	
591-3M	591	197		
594-3M	594	198		
600-3M	600	200	●	
612-3M	612	204	●	
627-3M	627	209		
633-3M	633	211	●	
645-3M	645	215	●	
648-3M	648	216		
669-3M	669	223	●	
672-3M	672	224		
681-3M	681	227		
711-3M	711	237	●	
720-3M	720	240	●	
735-3M	735	245		
738-3M	738	246		
753-3M	753	251	●	
804-3M	804	268	●	
822-3M	822	274	●	
882-3M	882	294		
945-3M	945	315	●	

Standard widths*
mm
6
9
15

* Other widths available on request.

26 POWERGRIP™ HTD™ 3M & 5M

RUBBER SYNCHRONOUS BELT WITH HTD™ TOOTH PROFILE



3M (CONTINUED)

Description	Pitch length	nr of teeth	Stock	New size
mm				
981-3M	981	327		
1002-3M	1002	334	●	
1071-3M	1071	357		
1080-3M	1080	360		
1176-3M	1176	392		
1245-3M	1245	415	●	
1263-3M	1263	421	●	
1500-3M	1500	500	●	
1530-3M	1530	510	●	
1863-3M	1863	621	●	
1926-3M	1926	642		

Standard widths*
mm
6
9
15

* Other widths available on request.



5M

Description	Pitch length	nr of teeth	Stock	New size
mm				
120-5M	120	24		
180-5M	180	36	●	
225-5M	225	45	●	
255-5M	255	51	●	
265-5M	265	53	●	
270-5M	270	54	●	
275-5M	275	55		
280-5M	280	56	●	
295-5M	295	59	●	
300-5M	300	60	●	
305-5M	305	61	●	
325-5M	325	65	●	
330-5M	330	66	●	
335-5M	335	67		
340-5M	340	68	●	
345-5M	345	69	●	
350-5M	350	70	●	
360-5M	360	72	●	
365-5M	365	73	●	
370-5M	370	74	●	
375-5M	375	75	●	
385-5M	385	77	●	
400-5M	400	80	●	
405-5M	405	81	●	
420-5M	420	84	●	
425-5M	425	85	●	
450-5M	450	90	●	
460-5M	460	92	●	
475-5M	475	95	●	
500-5M	500	100	●	
510-5M	510	102		
520-5M	520	104	●	
525-5M	525	105	●	
535-5M	535	107	●	
550-5M	550	110	●	
560-5M	560	112	●	
565-5M	565	113	●	
575-5M	575	115	●	
580-5M	580	116	●	
600-5M	600	120	●	
610-5M	610	122	●	
615-5M	615	123	●	
635-5M	635	127	●	
640-5M	640	128	●	
645-5M	645	129	●	
665-5M	665	133	●	
670-5M	670	134	●	
695-5M	695	139	●	
700-5M	700	140	●	
710-5M	710	142	●	
720-5M	720	144	●	

Standard widths*
mm
9
15
25

* Other widths available on request.


5M (CONTINUED)

Description	Pitch length	nr of teeth	Stock	New size
	mm			
740-5M	740	148	●	
750-5M	750	150	●	
755-5M	755	151	●	
770-5M	770	154	●	
775-5M	775	155	●	
800-5M	800	160	●	
825-5M	825	165	●	
835-5M	835	167	●	
860-5M	860	172	●	
870-5M	870	174	●	
890-5M	890	178	●	
900-5M	900	180	●	
925-5M	925	185	●	
935-5M	935	187	●	
940-5M	940	188	●	
950-5M	950	190	●	
965-5M	965	193		
980-5M	980	196	●	
1000-5M	1000	200	●	
1025-5M	1025	205	●	
1035-5M	1035	207	●	
1050-5M	1050	210	●	
1100-5M	1100	220	●	
1125-5M	1125	225	●	
1135-5M	1135	227	●	
1175-5M	1175	235	●	
1200-5M	1200	240	●	
1225-5M	1225	245	●	
1270-5M	1270	254	●	
1350-5M	1350	270	●	
1380-5M	1380	276		
1420-5M	1420	284	●	
1595-5M	1595	319	●	
1690-5M	1690	338	●	
1790-5M	1790	358	●	
1870-5M	1870	374	●	
2100-5M	2100	420	●	
2350-5M	2350	470	●	

Standard widths*
mm
9
15
25

* Other widths available on request.



8M

Description	Pitch length	nr of teeth	Stock	New size
mm				
264-8M	264	33		
320-8M	320	40	●	
376-8M	376	47	●	
384-8M	384	48	●	
424-8M	424	53	●	
480-8M	480	60	●	
512-8M	512	64	●	
520-8M	520	65	●	
560-8M	560	70	●	
576-8M	576	72	●	
600-8M	600	75	●	
608-8M	608	76	●	
624-8M	624	78	●	
640-8M	640	80	●	
656-8M	656	82	●	
720-8M	720	90	●	
760-8M	760	95	●	
776-8M	776	97	●	
800-8M	800	100	●	
856-8M	856	107	●	
880-8M	880	110	●	
912-8M	912	114	●	
920-8M	920	115	●	
960-8M	960	120	●	
968-8M	968	121	●	
976-8M	976	122	●	
1000-8M	1000	125	●	
1040-8M	1040	130	●	
1064-8M	1064	133	●	
1080-8M	1080	135	●	
1120-8M	1120	140	●	
1128-8M	1128	141	●	
1160-8M	1160	145	●	
1176-8M	1176	147	●	
1200-8M	1200	150	●	
1216-8M	1216	152	●	
1224-8M	1224	153	●	
1256-8M	1256	157	●	
1264-8M	1264	158	●	
1280-8M	1280	160	●	
1304-8M	1304	163	●	
1360-8M	1360	170	●	
1424-8M	1424	178	●	
1432-8M	1432	179	●	
1440-8M	1440	180	●	
1512-8M	1512	189	●	
1520-8M	1520	190	●	
1552-8M	1552	194	●	
1584-8M	1584	198	●	
1600-8M	1600	200	●	
1696-8M	1696	212	●	

Standard widths*
mm
20
30
50
85

* Other widths available on request.

27 POWERGRIP™ HTD™ 8M, 14M & 20M

RUBBER SYNCHRONOUS BELT WITH HTD™ TOOTH PROFILE



8M (CONTINUED)

Description	Pitch length	nr of teeth	Stock	New size
mm				
1728-8M	1728	216	●	
1760-8M	1760	220	●	
1800-8M	1800	225	●	
1880-8M	1880	235		
1896-8M	1896	237	●	
1904-8M	1904	238	●	
2000-8M	2000	250	●	
2080-8M	2080	260	●	
2200-8M	2200	275	●	
2240-8M	2240	280	●	
2272-8M	2272	284	●	
2400-8M	2400	300	●	
2504-8M	2504	313		
2600-8M	2600	325	●	
2800-8M	2800	350	●	

Standard widths*
mm
20
30
50
85

* Other widths available on request.



14M

Description	Pitch length	nr of teeth	Stock	New size
mm				
784-14M	784	56	●	
826-14M	826	59		
924-14M	924	66	●	
966-14M	966	69	●	
1092-14M	1092	78	●	
1190-14M	1190	85	●	
1400-14M	1400	100	●	
1610-14M	1610	115	●	
1778-14M	1778	127	●	
1890-14M	1890	135	●	
2100-14M	2100	150	●	
2310-14M	2310	165	●	
2450-14M	2450	175	●	
2590-14M	2590	185	●	
2800-14M	2800	200	●	
3150-14M	3150	225	●	
3500-14M	3500	250	●	
3850-14M	3850	275	●	
4004-14M	4004	286	●	
4326-14M	4326	309	●	
4578-14M	4578	327	●	

Standard widths*
mm
40
55
85
115
170

* Other widths available on request.

20M

Description	Pitch length	nr of teeth	Stock	New size
mm				
2000-20M	2000	100		
2500-20M	2500	125		
3400-20M	3400	170		
3800-20M	3800	190		
4200-20M	4200	210		
4600-20M	4600	230		
5000-20M	5000	250		
5200-20M	5200	260		
5400-20M	5400	270		
5600-20M	5600	280		
5800-20M	5800	290		
6200-20M	6200	310		
6400-20M	6400	320		
6600-20M	6600	330		

Standard widths*
mm
115
170
230
290
340

* Other widths available on request.

**MXL**

Description	Pitch length	nr of teeth	Stock	New size
	mm			
288-MXL	73.15	36		
296-MXL	75.18	37		
320-MXL	81.28	40		
360-MXL	91.44	45		
400-MXL	101.60	50		
424-MXL	107.70	53		
432-MXL	109.73	54		
440-MXL	111.76	55		
448-MXL	113.79	56		
456-MXL	115.82	57		
464-MXL	117.86	58		
472-MXL	119.89	59		
480-MXL	121.92	60	●	
488-MXL	123.95	61		
504-MXL	128.02	63		
520-MXL	132.08	65		
536-MXL	136.14	67	●	
544-MXL	138.18	68		
552-MXL	140.21	69		
560-MXL	142.24	70		
568-MXL	144.27	71		
576-MXL	146.30	72	●	
584-MXL	148.34	73	●	
592-MXL	150.37	74		
600-MXL	152.40	75	●	
608-MXL	154.43	76	●	
616-MXL	156.46	77		
632-MXL	160.53	79		
640-MXL	162.56	80	●	
648-MXL	164.59	81		
656-MXL	166.62	82	●	
664-MXL	168.66	83		
672-MXL	170.69	84		
680-MXL	172.72	85		
696-MXL	176.78	87		
704-MXL	178.82	88		
720-MXL	182.88	90		
736-MXL	186.94	92		
752-MXL	191.01	94	●	
760-MXL	193.04	95		
776-MXL	197.10	97		
800-MXL	203.20	100		
808-MXL	205.23	101		
824-MXL	209.30	103		
840-MXL	213.36	105	●	
848-MXL	215.39	106		
856-MXL	217.42	107		
872-MXL	221.49	109		
880-MXL	223.52	110	●	
912-MXL	231.65	114		
944-MXL	239.78	118		
960-MXL	243.84	120		
976-MXL	247.90	122		
984-MXL	249.94	123		

Standard widths*	
mm	code
3.2	012
4.8	019
6.4	025

* Other widths available on request.



MXL (CONTINUED)

Description	Pitch length	nr of teeth	Stock	New size
	mm			
1000-MXL	254.00	125		
1008-MXL	256.03	126		
1016-MXL	258.06	127		
1032-MXL	262.13	129		
1040-MXL	264.16	130	●	
1056-MXL	268.22	132	●	
1072-MXL	272.29	134		
1112-MXL	282.45	139	●	
1120-MXL	284.48	140	●	
1144-MXL	290.58	143		
1160-MXL	294.64	145	●	
1200-MXL	304.80	150	●	
1240-MXL	314.96	155		
1264-MXL	321.06	158		
1280-MXL	325.12	160	●	
1320-MXL	335.28	165		
1400-MXL	355.60	175	●	
1472-MXL	373.89	184	●	
1520-MXL	386.08	190		
1560-MXL	396.24	195		
1600-MXL	406.40	200	●	
1680-MXL	426.72	210	●	
1768-MXL	449.07	221	●	
1800-MXL	457.20	225		
1832-MXL	465.33	229		
1856-MXL	471.42	232		
1880-MXL	477.52	235	●	
1960-MXL	497.84	245		
1984-MXL	503.94	248		
1992-MXL	505.97	249		
2048-MXL	520.19	256		
2136-MXL	542.54	267		
2240-MXL	568.96	280		
2360-MXL	599.44	295		
2384-MXL	605.54	298		
2400-MXL	609.60	300		
2520-MXL	640.08	315	●	
2544-MXL	646.18	318		
2776-MXL	705.10	347		
2880-MXL	731.52	360		
2976-MXL	755.90	372		
3120-MXL	792.48	390		
3200-MXL	812.80	400		
3264-MXL	829.06	408		
3296-MXL	837.18	412	●	
3360-MXL	853.44	420		
3392-MXL	861.57	424		
3472-MXL	881.89	434		
3800-MXL	965.20	475		
3904-MXL	991.62	488		
3984-MXL	1011.94	498		
4000-MXL	1016.00	500		
4368-MXL	1109.47	546		
4736-MXL	1202.94	592	●	

Standard widths*	
mm	code
3.2	012
4.8	019
6.4	025

* Other widths available on request.

**XL**

Description	Pitch length	nr of teeth	Stock	New size
	mm			
46-XL	116.84	23		
50-XL	127.00	25		
58-XL	147.32	29		
60-XL	152.40	30	●	
66-XL	167.64	33		
70-XL	177.80	35	●	
76-XL	193.04	38		
80-XL	203.20	40	●	
84-XL	213.36	42		
86-XL	218.44	43		
88-XL	223.52	44		
90-XL	228.60	45	●	
92-XL	233.68	46		
94-XL	238.76	47		
96-XL	243.84	48		
98-XL	248.92	49		
100-XL	254.00	50	●	
102-XL	259.08	51		
106-XL	269.24	53		
108-XL	274.32	54		
110-XL	279.40	55	●	
112-XL	284.48	56		
114-XL	289.56	57		
116-XL	294.64	58		
118-XL	299.72	59		
120-XL	304.80	60	●	
122-XL	309.88	61		
124-XL	314.96	62		
126-XL	320.04	63		
128-XL	325.12	64	●	
130-XL	330.20	65	●	
132-XL	335.28	66		
134-XL	340.36	67		
136-XL	345.44	68	●	
138-XL	350.52	69		
140-XL	355.60	70	●	
142-XL	360.68	71		
144-XL	365.76	72		
146-XL	370.84	73		
148-XL	375.92	74		
150-XL	381.00	75	●	
154-XL	391.16	77		
156-XL	396.24	78	●	
158-XL	401.32	79		
160-XL	406.40	80	●	
164-XL	416.56	82		
166-XL	421.64	83		
170-XL	431.80	85	●	
174-XL	441.96	87		
176-XL	447.04	88		
178-XL	452.12	89		
180-XL	457.20	90	●	

Standard widths*	
mm	code
6.4	025
7.9	031
9.5	037

* Other widths available on request.



XL (CONTINUED)

Description	Pitch length	nr of teeth	Stock	New size
	mm			
182-XL	462.28	91	●	
184-XL	467.36	92		
188-XL	477.52	94		
190-XL	482.60	95	●	
192-XL	487.68	96		
194-XL	492.76	97		
196-XL	497.84	98		
198-XL	502.92	99		
200-XL	508.00	100	●	
202-XL	513.08	101		
204-XL	518.16	102		
208-XL	528.32	104		
210-XL	533.40	105	●	
212-XL	538.48	106		
214-XL	543.56	107		
220-XL	558.80	110	●	
228-XL	579.12	114		
230-XL	584.20	115	●	
232-XL	589.28	116		
234-XL	594.36	117		
240-XL	609.60	120	●	
250-XL	635.00	125	●	
260-XL	660.40	130	●	
264-XL	670.56	132		
270-XL	685.80	135	●	
274-XL	695.96	137		
280-XL	711.20	140	●	
284-XL	721.36	142		
286-XL	726.44	143		
290-XL	736.60	145	●	
296-XL	751.84	148		
300-XL	762.00	150	●	
306-XL	777.24	153		
310-XL	787.40	155	●	
316-XL	802.64	158	●	
322-XL	817.88	161		
330-XL	838.20	165	●	
340-XL	863.60	170	●	
344-XL	873.76	172		
348-XL	883.92	174		
350-XL	889.00	175		
352-XL	894.08	176		
362-XL	919.48	181	●	
372-XL	944.88	186		
380-XL	965.20	190		
382-XL	970.28	191		
384-XL	975.36	192		
390-XL	990.60	195	●	
392-XL	995.68	196		
404-XL	1026.16	202		
412-XL	1046.48	206		
424-XL	1076.96	212	●	

Standard widths*	
mm	code
6.4	025
7.9	031
9.5	037

* Other widths available on request.

28 POWERGRIP™

RUBBER SYNCHRONOUS BELT WITH CLASSICAL TOOTH PROFILE



XL (CONTINUED)

Description	Pitch length	nr of teeth	Stock	New size
mm				
432-XL	1097.28	216		
434-XL	1102.36	217	●	
438-XL	1112.52	219		
450-XL	1143.00	225	●	
460-XL	1168.40	230		
490-XL	1244.60	245		
506-XL	1285.24	253		
540-XL	1371.60	270		
554-XL	1407.16	277		
564-XL	1432.56	282		
580-XL	1473.20	290		
592-XL	1503.68	296		
672-XL	1706.88	336		
736-XL	1869.44	368		
770-XL	1955.80	385		

Standard widths*	
mm	code
6.4	025
7.9	031
9.5	037

* Other widths available on request.

28 POWERGRIP™

RUBBER SYNCHRONOUS BELT WITH CLASSICAL TOOTH PROFILE



L

Description	Pitch length	nr of teeth	Stock	New size
mm				
124-L	314.33	33	●	
135-L	342.90	36		
150-L	381.00	40	●	
165-L	419.10	44		
169-L	428.63	45	●	
172-L	438.15	46		
187-L	476.25	50	●	
202-L	514.35	54	●	
210-L	533.40	56	●	
225-L	571.50	60	●	
236-L	600.08	63		
240-L	609.60	64	●	
244-L	619.13	65		
251-L	638.18	67		
255-L	647.70	68	●	
270-L	685.80	72	●	
285-L	723.90	76	●	
300-L	762.00	80	●	
322-L	819.15	86	●	
345-L	876.30	92	●	
367-L	933.45	98	●	
390-L	990.60	104	●	
405-L	1028.70	108	●	
420-L	1066.80	112	●	
450-L	1143.00	120	●	
461-L	1171.58	123		
480-L	1219.20	128	●	
510-L	1295.40	136	●	
540-L	1371.60	144	●	
600-L	1524.00	160	●	
630-L	1600.20	168	●	
660-L	1676.40	176	●	

Standard widths*	
mm	code
12.7	050
19.1	075
25.4	100

* Other widths available on request.

28 POWERGRIP™

RUBBER SYNCHRONOUS BELT WITH CLASSICAL TOOTH PROFILE



H

Description	Pitch length	nr of teeth	Stock	New size
	mm			
240-H	609.60	48	●	
255-H	647.70	51		
270-H	685.80	54	●	
300-H	762.00	60	●	
310-H	787.40	62	●	
330-H	838.20	66	●	
360-H	914.40	72	●	
370-H	939.80	74		
375-H	952.50	75		
390-H	990.60	78	●	
420-H	1066.80	84	●	
440-H	1117.60	88	●	
450-H	1143.00	90	●	
480-H	1219.20	96	●	
485-H	1231.90	97		
510-H	1295.40	102	●	
520-H	1320.80	104		
540-H	1371.60	108	●	
570-H	1447.80	114	●	
600-H	1524.00	120	●	
615-H	1562.10	123		
630-H	1600.20	126	●	
660-H	1676.40	132	●	
700-H	1778.00	140	●	
750-H	1905.00	150	●	
800-H	2032.00	160	●	
850-H	2159.00	170	●	
885-H	2247.90	177		
900-H	2286.00	180	●	
905-H	2298.70	181		
1000-H	2540.00	200	●	
1100-H	2794.00	220	●	
1130-H	2870.20	226		
1250-H	3175.00	250	●	
1325-H	3365.50	265	●	
1400-H	3556.00	280	●	
1460-H	3708.40	292		
1700-H	4318.00	340	●	

Standard widths*	
mm	code
19.1	075
25.4	100
38.1	150
50.8	200
76.2	300

* Other widths available on request.

**XH**

Description	Pitch length	nr of teeth	Stock	New size
mm				
507-XH	1289.05	58	●	
560-XH	1422.40	64	●	
630-XH	1600.20	72	●	
700-XH	1778.00	80	●	
770-XH	1955.80	88	●	
787-XH	2000.25	90		
831-XH	2111.38	95		
840-XH	2133.60	96	●	
980-XH	2489.20	112	●	
1120-XH	2844.80	128	●	
1260-XH	3200.40	144	●	
1400-XH	3556.00	160	●	
1540-XH	3911.60	176	●	
1680-XH	4267.20	192		
1750-XH	4445.00	200	●	

Standard widths*	
mm	code
50.8	200
76.2	300
101.6	400
127.0	500

* Other widths available on request.

XXH

Description	Pitch length	nr of teeth	Stock	New size
mm				
700-XXH	1778.00	56		
800-XXH	2032.00	64		
900-XXH	2286.00	72		
1000-XXH	2540.00	80		
1200-XXH	3048.00	96		
1400-XXH	3556.00	112		
1600-XXH	4064.00	128		
1800-XXH	4572.00	144		

Standard widths*	
mm	code
50.8	200
76.2	300
101.6	400
127.0	500

* Other widths available on request.

29 TWIN POWER™

DOUBLE SIDED RUBBER SYNCHRONOUS BELT



XL

Description	Pitch length	nr of teeth	Stock	New size
mm				
TP-150-XL	381.00	75		
TP-160-XL	406.40	80		
TP-170-XL	431.80	85		
TP-180-XL	457.20	90		
TP-190-XL	482.60	95		
TP-200-XL	508.00	100		
TP-210-XL	533.40	105		
TP-220-XL	558.80	110	●	
TP-230-XL	584.20	115		
TP-240-XL	609.60	120		
TP-250-XL	635.00	125		
TP-260-XL	660.40	130	●	
TP-280-XL	711.20	140		
TP-290-XL	736.60	145		
TP-300-XL	762.00	150		
TP-310-XL	787.40	155		
TP-348-XL	883.92	174		
TP-352-XL	894.08	176		

Standard widths*	
mm	code
6.4	025
7.9	031
9.5	037

* Other widths available on request.

29 TWIN POWER™

DOUBLE SIDED RUBBER SYNCHRONOUS BELT



L

Description	Pitch length	nr of teeth	Stock	New size
mm				
TP-202-L	514.35	54		
TP-210-L	533.40	56		
TP-225-L	571.50	60		
TP-240-L	609.60	64	●	
TP-255-L	647.70	68		
TP-270-L	685.80	72		
TP-285-L	723.90	76		
TP-300-L	762.00	80	●	
TP-322-L	819.15	86	●	
TP-345-L	876.30	92	●	
TP-367-L	933.45	98	●	
TP-390-L	990.60	104	●	
TP-420-L	1066.80	112	●	
TP-450-L	1143.00	120	●	
TP-480-L	1219.20	128	●	
TP-510-L	1295.40	136	●	
TP-540-L	1371.60	144		
TP-600-L	1524.00	160	●	
TP-630-L	1600.20	168		
TP-660-L	1676.40	176	●	

Standard widths*	
mm	code
12.7	050
19.1	075
25.4	100

* Other widths available on request.

29 TWIN POWER™

DOUBLE SIDED RUBBER SYNCHRONOUS BELT



H

Description	Pitch length	nr of teeth	Stock	New size
	mm			
TP-240-H	609.60	48		
TP-270-H	685.80	54	●	
TP-300-H	762.00	60	●	
TP-330-H	838.20	66	●	
TP-360-H	914.40	72	●	
TP-390-H	990.60	78		
TP-420-H	1066.80	84	●	
TP-450-H	1143.00	90		
TP-480-H	1219.20	96	●	
TP-510-H	1295.40	102	●	
TP-540-H	1371.60	108	●	
TP-570-H	1447.80	114	●	
TP-600-H	1524.00	120	●	
TP-630-H	1600.20	126	●	
TP-660-H	1676.40	132	●	
TP-700-H	1778.00	140	●	
TP-750-H	1905.00	150	●	
TP-800-H	2032.00	160	●	
TP-850-H	2159.00	170	●	
TP-900-H	2286.00	180	●	
TP-1000-H	2540.00	200	●	
TP-1100-H	2794.00	220	●	
TP-1250-H	3175.00	250		
TP-1400-H	3556.00	280		
TP-1700-H	4318.00	340	●	

Standard widths*	
mm	code
19.1	075
25.4	100
38.1	150
50.8	200
76.2	300

* Other widths available on request.



POWERGRIP™ HTD™ 5M

Description	Pitch length	nr of teeth	Stock	New size
mm				
TP-HTD-425-5M	425	85	●	
TP-HTD-475-5M	475	95		
TP-HTD-500-5M	500	100		
TP-HTD-600-5M	600	120	●	
TP-HTD-615-5M	615	123	●	
TP-HTD-640-5M	640	128		
TP-HTD-670-5M	670	134		
TP-HTD-700-5M	700	140		
TP-HTD-755-5M	755	151		
TP-HTD-800-5M	800	160		
TP-HTD-835-5M	835	167	●	
TP-HTD-890-5M	890	178		
TP-HTD-925-5M	925	185	●	●
TP-HTD-935-5M	935	187	●	
TP-HTD-1100-5M	1100	220	●	
TP-HTD-1200-5M	1200	240	●	
TP-HTD-1270-5M	1270	254	●	
TP-HTD-1420-5M	1420	284	●	
TP-HTD-1595-5M	1595	319	●	
TP-HTD-1690-5M	1690	338	●	
TP-HTD-1870-5M	1870	374		
TP-HTD-1945-5M	1945	389	●	
TP-HTD-2000-5M	2000	400		
TP-HTD-2100-5M	2100	420		
TP-HTD-2250-5M	2250	450		
TP-HTD-2350-5M	2350	470		
TP-HTD-2525-5M	2525	505		

Standard widths*
mm
9.0
15.0
25.0

* Other widths available on request.



POWERGRIP™ GT2 8MGT

Description	Pitch length	nr of teeth	Stock	New size
mm				
TP-GT2-480-8MGT	480	60	●	
TP-GT2-560-8MGT	560	70	●	
TP-GT2-600-8MGT	600	75	●	
TP-GT2-640-8MGT	640	80	●	
TP-GT2-720-8MGT	720	90	●	
TP-GT2-800-8MGT	800	100	●	
TP-GT2-880-8MGT	880	110	●	
TP-GT2-960-8MGT	960	120	●	
TP-GT2-1040-8MGT	1040	130	●	
TP-GT2-1120-8MGT	1120	140	●	
TP-GT2-1200-8MGT	1200	150	●	
TP-GT2-1280-8MGT	1280	160	●	
TP-GT2-1360-8MGT	1360	170		●
TP-GT2-1440-8MGT	1440	180	●	
TP-GT2-1600-8MGT	1600	200	●	
TP-GT2-1760-8MGT	1760	220	●	
TP-GT2-1800-8MGT	1800	225	●	
TP-GT2-2000-8MGT	2000	250	●	
TP-GT2-2200-8MGT	2200	275		●
TP-GT2-2400-8MGT	2400	300	●	
TP-GT2-2600-8MGT	2600	325	●	
TP-GT2-2800-8MGT	2800	350	●	
TP-GT2-3048-8MGT	3048	381	●	
TP-GT2-3280-8MGT	3280	410	●	
TP-GT2-3600-8MGT	3600	450	●	
TP-GT2-4400-8MGT	4400	550	●	
TP-GT2-4960-8MGT	4960	620		

Standard widths*
mm
20
30
50
85

* Other widths available on request.



POWERGRIP™ GT2 14MGT

Description	Pitch length	nr of teeth	Stock	New size
mm				
TP-GT2-1610-14MGT	1610	115	●	
TP-GT2-1778-14MGT	1778	127		
TP-GT2-1890-14MGT	1890	135	●	
TP-GT2-2100-14MGT	2100	150	●	
TP-GT2-2310-14MGT	2310	165	●	
TP-GT2-2450-14MGT	2450	175		
TP-GT2-2590-14MGT	2590	185		
TP-GT2-2800-14MGT	2800	200	●	
TP-GT2-3150-14MGT	3150	225	●	
TP-GT2-3360-14MGT	3360	240		
TP-GT2-3500-14MGT	3500	250	●	
TP-GT2-3850-14MGT	3850	275		
TP-GT2-4326-14MGT	4326	309		
TP-GT2-4578-14MGT	4578	327		
TP-GT2-4956-14MGT	4956	354		
TP-GT2-5320-14MGT	5320	380		
TP-GT2-5740-14MGT	5740	410	●	
TP-GT2-6160-14MGT	6160	440		
TP-GT2-6860-14MGT	6860	490		

Standard widths*
mm
40
55
85
115
170

* Other widths available on request.

30 LONG LENGTH

OPEN ENDED RUBBER AND POLYURETHANE SYNCHRONOUS BELT



POWERGRIP™ - MXL, XL, L & H PITCH

Section	Pitch		Length on roll m	Width - code/mm		Stock	Width - code/mm		Stock
	inch	mm		Fibreglass			Steel		
MXL (Spiral cut)	2/25	2.032	201	019 / 4.8		/			
			148	025 / 6.4					
			73	050 / 12.7					
XL	1/5	5.08	30	025 / 6.4	●	/			
			30	031 / 7.8					
			30	037 / 9.4	●				
			30	050 / 12.7					
L	3/8	9.525	30	037 / 9.4		/			
			30	050 / 12.7	●				
			30	075 / 19.1					
			30	100 / 25.4	●				
H	1/2	12.7	30	050 / 12.7		050 / 12.7			
			30	075 / 19.1	●	075 / 19.1			
			30	100 / 25.4	●	100 / 25.4			
			30	150 / 38.1	●	150 / 38.1			
			30	200 / 50.8		200 / 50.8			
			30	300 / 76.2		300 / 76.2			

For XL - L - H: other widths and roll lengths available on request.

30 LONG LENGTH

OPEN ENDED RUBBER AND POLYURETHANE SYNCHRONOUS BELT



POWERGRIP™ HTD™ - 3M, 5M, 8M & 14M PITCH

Section	Pitch	Length on roll	Width - mm		Stock	Width - mm		Stock
			mm	m		Fibreglass	Steel	
3M	3	30	6		●	/		
		30	9		●			
		30	15		●			
5M	5	30	6		●	6		
		30	10		●	10	●	
		30	15		●	15	●	
		30	25		●	25	●	
8M	8	30	10		●	10	●	
		30	15		●	15	●	
		30	20		●	20	●	
		30	30		●	30	●	
		30	50		●	50	●	
		30	85		●	85	●	
14M	14	30	25		●	25		
		30	40		●	40	●	
		30	55		●	55	●	
		30	85		●	85	●	
		30	115		●	115	●	

Other widths and roll lengths available on request.

30 LONG LENGTH

OPEN ENDED RUBBER AND POLYURETHANE SYNCHRONOUS BELT



POWERGRIP™ GT - 2MR, 3MR, 5MR & 8MR PITCH

Section	Pitch	Length on roll		Width - mm		Stock	
		mm	m	Fibreglass		Steel	
2MR (Spiral cut)	2		350	3			
			182	6		/	
			119	9			
3MR	3		30	6	●		
			30	9	●	/	
			30	15	●		
5MR	5		30	6		6	
			30	10	●	10	●
			30	15	●	15	●
			30	25	●	25	●
8MR	8		30	10		10	●
			30	15	●	15	●
			30	20	●	20	●
			30	30	●	30	●
			30	50	●	50	●

For 3MR - 5MR - 8MR: other widths and roll lengths available on request.

30 LONG LENGTH

OPEN ENDED RUBBER AND POLYURETHANE SYNCHRONOUS BELT



POLY CHAIN® GT CARBON™ 8MGT & 14MGT PITCH

Section	Pitch	Length on roll		Width - mm	Stock	New size
	mm	m	Carbon			
8M	8	30	12	●		
		30	21	●		
		30	36	●		
14M	14	30	20	●		
		30	37	●		

Other widths available on request.

**POWERGRIP™ GTX**

Description	Pitch length	nr of teeth	Stock	New size
mm				
PPT-GTX-264-8MX	264	33		
PPT-GTX-320-8MX	320	40		
PPT-GTX-376-8MX	376	47		
PPT-GTX-384-8MX	384	48		
PPT-GTX-424-8MX	424	53		
PPT-GTX-480-8MX	480	60		
PPT-GTX-512-8MX	512	64		
PPT-GTX-520-8MX	520	65		
PPT-GTX-560-8MX	560	70		
PPT-GTX-576-8MX	576	72		
PPT-GTX-600-8MX	600	75		
PPT-GTX-608-8MX	608	76		
PPT-GTX-624-8MX	624	78		
PPT-GTX-640-8MX	640	80		
PPT-GTX-656-8MX	656	82		
PPT-GTX-720-8MX	720	90		
PPT-GTX-760-8MX	760	95		
PPT-GTX-776-8MX	776	97		
PPT-GTX-800-8MX	800	100		
PPT-GTX-840-8MX	840	105		
PPT-GTX-856-8MX	856	107		
PPT-GTX-880-8MX	880	110		
PPT-GTX-912-8MX	912	114		
PPT-GTX-920-8MX	920	115		
PPT-GTX-960-8MX	960	120		
PPT-GTX-968-8MX	968	121		
PPT-GTX-976-8MX	976	122		
PPT-GTX-1000-8MX	1000	125		
PPT-GTX-1040-8MX	1040	130		
PPT-GTX-1064-8MX	1064	133		
PPT-GTX-1080-8MX	1080	135		
PPT-GTX-1120-8MX	1120	140		
PPT-GTX-1128-8MX	1128	141		
PPT-GTX-1160-8MX	1160	145		
PPT-GTX-1176-8MX	1176	147		
PPT-GTX-1200-8MX	1200	150		
PPT-GTX-1216-8MX	1216	152		
PPT-GTX-1224-8MX	1224	153		
PPT-GTX-1256-8MX	1256	157		
PPT-GTX-1264-8MX	1264	158		
PPT-GTX-1280-8MX	1280	160		
PPT-GTX-1304-8MX	1304	163		
PPT-GTX-1360-8MX	1360	170		
PPT-GTX-1424-8MX	1424	178		
PPT-GTX-1432-8MX	1432	179		
PPT-GTX-1440-8MX	1440	180		
PPT-GTX-1512-8MX	1512	189		
PPT-GTX-1520-8MX	1520	190		
PPT-GTX-1552-8MX	1552	194		
PPT-GTX-1584-8MX	1584	198		
PPT-GTX-1600-8MX	1600	200		



POWERGRIP™ GTX (CONTINUED)

Description	Pitch length	nr of teeth	Stock	New size
	mm			
PPT-GTX-1696-8MX	1696	212		
PPT-GTX-1728-8MX	1728	216		
PPT-GTX-1760-8MX	1760	220		
PPT-GTX-1800-8MX	1800	225		
PPT-GTX-1880-8MX	1880	235		
PPT-GTX-1896-8MX	1896	237		
PPT-GTX-1904-8MX	1904	238		
PPT-GTX-2000-8MX	2000	250		
PPT-GTX-2080-8MX	2080	260		
PPT-GTX-2200-8MX	2200	275		
PPT-GTX-2240-8MX	2240	280		
PPT-GTX-2272-8MX	2272	284		
PPT-GTX-2400-8MX	2400	300		
PPT-GTX-2504-8MX	2504	313		
PPT-GTX-2600-8MX	2600	325		
PPT-GTX-2800-8MX	2800	350		
PPT-GTX-3048-8MX	3048	381		
PPT-GTX-3280-8MX	3280	410		
PPT-GTX-3600-8MX	3600	450		
PPT-GTX-4400-8MX	4400	550		
PPT-GTX-784-14MX	784	56		
PPT-GTX-826-14MX	826	59		
PPT-GTX-924-14MX	924	66		
PPT-GTX-966-14MX	966	69		
PPT-GTX-1092-14MX	1092	78		
PPT-GTX-1190-14MX	1190	85		
PPT-GTX-1400-14MX	1400	100		
PPT-GTX-1610-14MX	1610	115		
PPT-GTX-1750-14MX	1750	125		
PPT-GTX-1778-14MX	1778	127		
PPT-GTX-1890-14MX	1890	135		
PPT-GTX-2100-14MX	2100	150		
PPT-GTX-2310-14MX	2310	165		
PPT-GTX-2450-14MX	2450	175		
PPT-GTX-2590-14MX	2590	185		
PPT-GTX-2800-14MX	2800	200		
PPT-GTX-3150-14MX	3150	225		
PPT-GTX-3500-14MX	3500	250		
PPT-GTX-3850-14MX	3850	275		
PPT-GTX-4004-14MX	4004	286		
PPT-GTX-4326-14MX	4326	309		
PPT-GTX-4578-14MX	4578	327		

**POWERGRIP™ GT4**

Description	Pitch length	nr of teeth	Stock	New size
	mm			
PPT-GT4-384-8MGT	384	48		
PPT-GT4-480-8MGT	480	60		
PPT-GT4-560-8MGT	560	70		
PPT-GT4-600-8MGT	600	75		
PPT-GT4-640-8MGT	640	80		
PPT-GT4-720-8MGT	720	90		
PPT-GT4-800-8MGT	800	100		
PPT-GT4-840-8MGT	840	105		
PPT-GT4-880-8MGT	880	110		
PPT-GT4-920-8MGT	920	115		
PPT-GT4-960-8MGT	960	120		
PPT-GT4-1040-8MGT	1040	130		
PPT-GT4-1064-8MGT	1064	133		
PPT-GT4-1120-8MGT	1120	140		
PPT-GT4-1160-8MGT	1160	145		
PPT-GT4-1200-8MGT	1200	150		
PPT-GT4-1280-8MGT	1280	160		
PPT-GT4-1440-8MGT	1440	180		
PPT-GT4-1512-8MGT	1512	189		
PPT-GT4-1584-8MGT	1584	198		
PPT-GT4-1600-8MGT	1600	200		
PPT-GT4-1760-8MGT	1760	220		
PPT-GT4-1800-8MGT	1800	225		
PPT-GT4-2000-8MGT	2000	250		
PPT-GT4-2400-8MGT	2400	300		
PPT-GT4-2600-8MGT	2600	325		
PPT-GT4-2800-8MGT	2800	350		
PPT-GT4-3048-8MGT	3048	381		
PPT-GT4-3280-8MGT	3280	410		
PPT-GT4-3600-8MGT	3600	450		
PPT-GT4-4400-8MGT	4400	550		
PPT-GT4-1190-14MGT	1190	85		
PPT-GT4-1400-14MGT	1400	100		
PPT-GT4-1750-14MGT	1750	125		
PPT-GT4-1778-14MGT	1778	127		
PPT-GT4-1890-14MGT	1890	135		
PPT-GT4-2100-14MGT	2100	150		
PPT-GT4-2800-14MGT	2800	200		
PPT-GT4-3150-14MGT	3150	225		
PPT-GT4-3500-14MGT	3500	250		
PPT-GT4-3850-14MGT	3850	275		
PPT-GT4-4326-14MGT	4326	309		



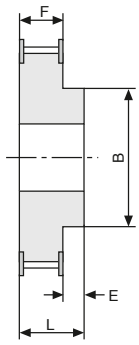
POWERGRIP™ HTD™

Description	Pitch length	nr of teeth	Stock	New size
	mm			
PPT-HTD-500-5M	500	100		
PPT-HTD-635-5M	635	127		
PPT-HTD-640-5M	640	128		
PPT-HTD-670-5M	670	134		
PPT-HTD-700-5M	700	140		
PPT-HTD-720-5M	720	144		
PPT-HTD-775-5M	775	155		
PPT-HTD-800-5M	800	160		
PPT-HTD-384-8M	384	48		
PPT-HTD-480-8M	480	60		
PPT-HTD-560-8M	560	70		
PPT-HTD-600-8M	600	75		
PPT-HTD-640-8M	640	80		
PPT-HTD-720-8M	720	90		
PPT-HTD-800-8M	800	100		
PPT-HTD-880-8M	880	110		
PPT-HTD-960-8M	960	120		
PPT-HTD-1000-8M	1000	125		
PPT-HTD-1040-8M	1040	130		
PPT-HTD-1120-8M	1120	140		
PPT-HTD-1160-8M	1160	145		
PPT-HTD-1200-8M	1200	150		
PPT-HTD-1280-8M	1280	160		
PPT-HTD-1360-8M	1360	170		
PPT-HTD-1440-8M	1440	180		
PPT-HTD-1600-8M	1600	200		
PPT-HTD-1760-8M	1760	220		
PPT-HTD-1800-8M	1800	225		
PPT-HTD-2000-8M	2000	250		
PPT-HTD-2080-8M	2080	260		
PPT-HTD-2240-8M	2240	280		
PPT-HTD-2400-8M	2400	300		
PPT-HTD-2600-8M	2600	325		
PPT-HTD-2800-8M	2800	350		
PPT-HTD-1890-14M	1890	135		
PPT-HTD-2100-14M	2100	150		
PPT-HTD-2800-14M	2800	200		
PPT-HTD-4326-14M	4326	309		

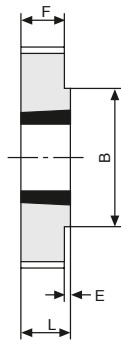


PULLEY INFORMATION

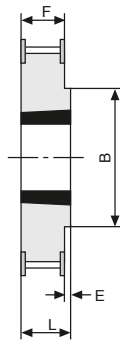
PULLEY TYPES



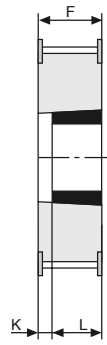
Type 1F



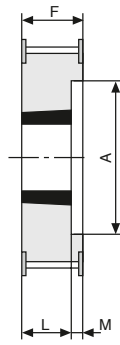
Type 2



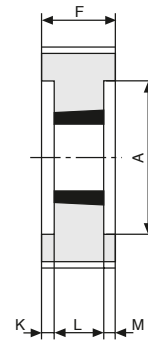
Type 2F



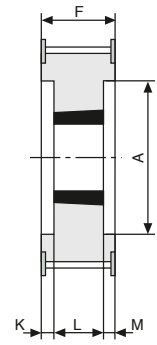
Type 3F



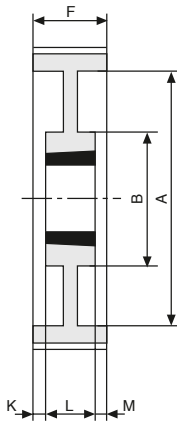
Type 5F



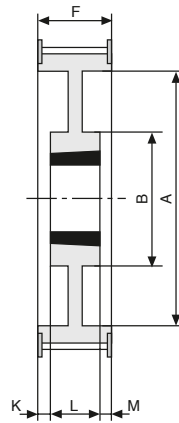
Type 6



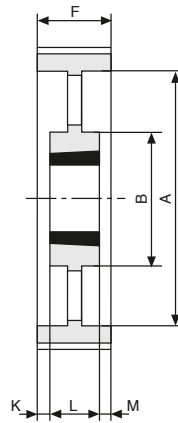
Type 6F



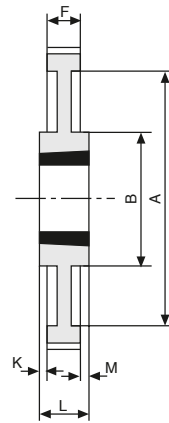
Type 7



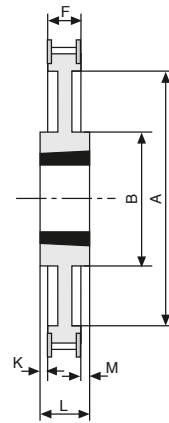
Type 7F



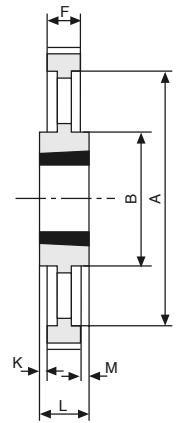
Type 8



Type 9



Type 9F



Type 10

38 SPROCKETS POLY CHAIN® GT™ 8MGT - 14MGT



PULLEY INFORMATION

Notes: Pulleys of cast iron or steel material are supplied. Pulleys of either material provide required durability and service life. Gates reserves the right to supply pulleys of either material against orders for standard pulleys.
Specification: cast iron 220 N/mm² / steel 220 M07.

PULLEY SPECIFICATIONS

Pulley designation	No. of teeth	Pulley type	Bush No.	Max. bore		Pitch	Diameters		A	B	E	F	K	L	M	Weight	Moment of Inertia
				Metric	Inch		mm	Flange									
8M-22S-12	22	1F	PB	28*	1.1/8	56.02	54.42	60	-	43	10	20	-	30	-	0.43	1.68
8M-25S-12	25	2F	1108	28	1.1/8	63.66	62.06	70	-	49	2	20	-	22	-	0.25	1.26
8M-28S-12	28	2F	1108	28	1.1/8	71.30	69.70	75	-	56	2	20	-	22	-	0.37	2.35
8M-30S-12	30	2F	1210	32	1.1/4	76.39	74.79	82.5	-	60	5	20	-	25	-	0.41	2.99
8M-32S-12	32	2F	1610	42	1.5/8	81.49	79.89	87	-	66	5	20	-	25	-	0.37	3.07
8M-34S-12	34	2F	1610	42	1.5/8	86.58	84.98	91	-	69	5	20	-	25	-	0.45	4.21
8M-36S-12	36	2F	1610	42	1.5/8	91.67	90.07	97	-	76	5	20	-	25	-	0.59	6.19
8M-38S-12	38	2F	1610	42	1.5/8	96.77	95.17	102	-	78	5	20	-	25	-	0.70	8.19
8M-40S-12	40	2F	1610	42	1.5/8	101.86	100.26	106	-	85	5	20	-	25	-	0.82	10.63
8M-45S-12	45	2F	2012	50	2	114.59	112.99	120	-	92	12	20	-	32	-	1.10	18.05
8M-48S-12	48	2F	2012	50	2	112.23	120.63	128	-	103	12	20	-	32	-	1.42	26.51
8M-50S-12	50	2F	2012	50	2	127.32	125.72	135	-	104	12	20	-	32	-	1.60	32.42
8M-56S-12	56	2F	2012	50	2	142.60	141.00	150	-	104	12	20	-	32	-	2.10	53.37
8M-60S-12	60	2F	2012	50	2	152.79	151.19	158	-	111	12	20	-	32	-	2.40	70.03
8M-64S-12	64	2F	2012	50	2	162.97	161.37	168	-	111	12	20	-	32	-	2.70	89.64
8M-75S-12	75	2	2012	50	2	190.99	189.39	-	-	111	12	20	-	32	-	3.70	188.70
8M-80S-12	80	2	2012	50	2	203.72	202.12	-	-	111	12	20	-	32	-	4.40	228.26
8M-90S-12	90	2	2012	50	2	229.18	227.58	-	-	111	12	20	-	32	-	5.50	361.10
8M-22S-21	22	1F	PB	28*	1.1/8	56.02	54.42	60	-	43	12	30	-	42	-	0.56	2.19
8M-25S-21	25	3F	1108	28	1.1/8	63.66	62.06	70	-	-	-	30	8	22	-	0.36	1.82
8M-28S-21	28	3F	1210	32	1.1/4	71.30	69.70	75	-	-	-	30	5	25	-	0.41	2.60
8M-30S-21	30	3F	1210	32	1.1/4	76.39	74.79	82.5	-	-	-	30	5	25	-	0.56	4.08
8M-32S-21	32	3F	1610	42	1.5/8	81.49	79.89	87	-	-	-	30	5	25	-	0.52	4.31
8M-34S-21	34	3F	1610	42	1.5/8	86.58	84.98	91	-	-	-	30	5	25	-	0.61	5.72
8M-36S-21	36	3F	1610	42	1.5/8	91.67	90.07	97	-	-	-	30	5	25	-	0.70	7.13
8M-38S-21	38	3F	1610	42	1.5/8	96.77	95.17	102	-	-	-	30	5	25	-	0.92	10.72
8M-40S-21	40	3F	1610	42	1.5/8	101.86	100.26	106	-	-	-	30	5	25	-	1.06	13.75
8M-45S-21	45	2F	2012	50	2	114.59	112.99	120	-	92	2	30	-	32	-	1.30	21.33
8M-48S-21	48	2F	2012	50	2	122.23	120.63	128	-	103	2	30	-	32	-	1.60	29.88
8M-50S-21	50	2F	2012	50	2	127.32	125.72	135	-	104	2	30	-	32	-	1.83	37.08
8M-56S-21	56	2F	2012	50	2	142.60	141.00	150	-	111	2	30	-	32	-	2.40	61.00
8M-60S-21	60	2F	2517	60	2.1/2	152.79	151.19	158	-	124	15	30	-	45	-	3.20	93.37
8M-64S-21	64	2F	2517	60	2.1/2	162.97	161.37	168	-	124	15	30	-	45	-	3.80	126.15
8M-75S-21	75	2	2517	60	2.1/2	190.99	189.39	-	-	124	15	30	-	45	-	5.20	237.10
8M-80S-21	80	2	2517	60	2.1/2	203.72	202.12	-	-	124	15	30	-	45	-	6.00	311.41
8M-90S-21	90	9	2517	60	2.1/2	229.18	227.58	-	-	198	124	-	30	7.5	45	7.5	354.53
8M-112S-21	112	9	2517	60	2.1/2	285.21	283.61	-	-	253	124	-	30	7.5	45	7.5	752.44
8M-140S-21	140	10	3020	75	3	356.51	354.91	-	-	324	150	-	30	10.5	51	10.5	1429.86

* Max. bore to be fitted with shallow keys.

PB = Plain Bored Bush.

For peripheral speeds greater than 40 m/sec consult Gates.

38 SPROCKETS POLY CHAIN® GT™ 8MGT - 14MGT



PULLEY INFORMATION

Notes: Pulleys of cast iron or steel material are supplied. Pulleys of either material provide required durability and service life. Gates reserves the right to supply pulleys of either material against orders for standard pulleys.
Specification: cast iron 220 N/mm² / steel 220 M07.

PULLEY SPECIFICATIONS

Pulley designation	No. of teeth	Pulley type	Bush No.	Max. bore		Diameters mm		Flange	A	B	E	F	K	L	M	Weight kg	Moment of inertia 10 ⁻⁴ kgm ²
				Metric	Inch	Pitch	Outside										
8M-25S-36	25	1F	PB	32	1.1/4	63.66	62.06	70	-	49	10	45	-	55	-	1.04	5.26
8M-28S-36	28	3F	1210	32	1.1/4	71.30	69.70	75	-	-	-	45	-	-	-	0.64	4.06
8M-30S-36	30	3F	1610	42	1.5/8	76.39	74.79	82.5	-	-	-	45	-	-	-	0.59	4.30
8M-32S-36	32	3F	1610	42	1.5/8	81.49	79.89	87	-	-	-	45	-	-	-	0.79	6.55
8M-34S-36	34	3F	1610	42	1.5/8	86.58	84.98	91	-	-	-	45	-	-	-	0.93	8.71
8M-36S-36	36	3F	1610	42	1.5/8	91.67	90.07	97	-	-	-	45	-	-	-	1.15	12.07
8M-38S-36	38	3F	1610	42	1.5/8	96.77	95.17	102	-	-	-	45	-	-	-	1.39	16.27
8M-40S-36	40	3F	2012	50	2	101.86	100.26	106	-	-	-	45	-	-	-	1.34	17.37
8M-45S-36	45	3F	2012	50	2	114.59	112.99	120	-	-	-	45	-	-	-	1.87	30.69
8M-48S-36	48	3F	2012	50	2	122.23	120.63	128	-	-	-	45	-	-	-	2.20	41.09
8M-50S-36	50	3F	2012	50	2	127.32	125.72	135	-	-	-	45	-	-	-	2.70	54.71
8M-56S-36	56	3F	2517	60	2.1/2	142.60	141.00	150	-	-	-	45	-	-	-	3.00	76.26
8M-60S-36	60	3F	2517	60	2.1/2	152.79	151.19	158	-	-	-	45	-	-	-	3.80	110.88
8M-64S-36	64	3F	2517	60	2.1/2	161.97	161.37	168	-	-	-	45	-	-	-	4.50	149.40
8M-75S-36	75	2	3020	75	3	190.99	189.39	-	-	150	6	45	-	51	-	6.20	282.70
8M-80S-36	80	2	3020	75	3	203.72	202.12	-	-	150	6	45	-	51	-	7.40	383.89
8M-90S-36	90	9	3020	75	3	229.18	227.58	-	197	150	-	45	3	51	3	7.20	472.71
8M-112S-36	112	9	3020	75	3	285.21	283.61	-	253	150	-	45	3	51	3	10.40	1057.50
8M-140S-36	140	10	3020	75	3	356.51	354.91	-	324	150	-	45	3	51	3	12.70	2017.70
8M-168S-36	168	10	3525	100	4	427.81	426.21	-	396	198	-	45	10	65	10	21.50	4918.70
8M-192S-36	192	10	3525	100	4	488.92	487.32	-	457	198	-	45	10	65	10	27.00	8067.69
8M-30S-62	30	1F	PB	42	1.5/8	76.39	74.79	82.5	-	63	12	72	-	84	-	2.40	17.50
8M-32S-62	32	1F	PB	50*	2	81.49	79.89	87	-	68	12	72	-	84	-	2.80	23.24
8M-34S-62	34	1F	PB	55*	2.1/4	86.58	84.98	91	-	69	12	72	-	84	-	3.00	28.11
8M-36S-62	36	1F	PB	60*	2.1/2	91.67	90.07	97	-	76	12	72	-	84	-	3.40	35.71
8M-38S-62	38	1F	PB	60	2.1/2	96.77	95.17	102	-	78	12	72	-	84	-	3.80	44.48
8M-40S-62	40	3F	2012	50	2	101.86	100.26	106	-	-	-	72	-	-	-	2.06	26.71
8M-45S-62	45	3F	2012	50	2	114.59	112.99	120	-	-	-	72	-	-	-	3.00	49.24
8M-48S-62	48	3F	2517	60	2.1/2	122.23	120.63	128	-	-	-	72	-	-	-	2.90	54.51
8M-50S-62	50	3F	2517	60	2.1/2	127.32	125.72	135	-	-	-	72	-	-	-	3.25	65.85
8M-56S-62	56	6F	2517	60	2.1/2	142.60	141.00	150	111	-	-	72	13.5	45	13.5	3.90	99.13
8M-60S-62	60	6F	2517	60	2.1/2	152.79	151.19	158	121	-	-	72	13.5	45	13.5	4.70	137.15
8M-64S-62	64	6F	2517	60	2.1/2	162.97	161.37	168	131	-	-	72	13.5	45	13.5	5.60	185.91
8M-75S-62	75	6	3020	75	3	190.99	189.39	-	159	-	-	72	10.5	51	10.5	7.50	341.87
8M-80S-62	80	6	3020	75	3	203.72	202.12	-	172	-	-	72	10.5	51	10.5	9.20	477.21
8M-90S-62	90	6	3020	75	3	229.18	227.58	-	197	-	-	72	10.5	51	10.5	7.70	505.54
8M-112S-62	112	7	3020	75	3	285.21	283.61	-	253	150	-	72	10.5	51	10.5	12.10	1230.34
8M-140S-62	140	7	3525	100	4	356.51	354.91	-	324	198	-	72	3.5	65	3.5	22.70	3606.44
8M-168S-62	168	8	3525	100	4	427.81	426.21	-	396	198	-	72	3.5	65	3.5	26.80	6131.21
8M-192S-62	192	8	3525	100	4	488.92	487.32	-	457	198	-	72	3.5	65	3.5	34.20	10219.08

* Max. bore to be fitted with shallow keys. PB = Plain Bored Bush. For peripheral speeds greater than 40 m/sec consult Gates.

38 SPROCKETS POLY CHAIN® GT™ 8MGT - 14MGT



PULLEY INFORMATION

Notes: Pulleys of cast iron or steel material are supplied. Pulleys of either material provide required durability and service life. Gates reserves the right to supply pulleys of either material against orders for standard pulleys.
Specification: cast iron 220 N/mm² / steel 220 M07.

PULLEY SPECIFICATIONS

Pulley designation	No. of teeth	Pulley type	Bush No.	Max. bore		Pitch		Diameters		A	B	E	F	K	L	M	Weight	
				Metric	Inch	mm	Flange	kg	kgm ²									
14M-28S-20	28	3F	2012	50	2	124.78	121.98	128	-	-	-	-	33	-	-	-	1.66	32.30
14M-30S-20	30	3F	2012	50	2	133.69	130.89	138	-	-	-	-	33	-	-	-	2.20	49.15
14M-32S-20	32	3F	2012	50	2	142.60	139.80	154	-	-	-	-	33	-	-	-	3.20	81.33
14M-34S-20	34	2F	2517	60	2 1/2	151.52	148.72	160	-	117	12	33	-	-	45	-	3.00	86.09
14M-36S-20	36	2F	2517	60	2 1/2	160.43	157.63	168	-	117	12	33	-	-	45	-	3.60	115.82
14M-38S-20	38	2F	2517	60	2 1/2	169.34	166.54	183	-	117	12	33	-	-	45	-	4.00	143.38
14M-40S-20	40	2F	2517	60	2 1/2	178.25	175.45	188	-	117	12	33	-	-	45	-	4.70	186.66
14M-44S-20	44	2F	3020	75	3	196.08	193.28	211	-	144	18	33	-	-	51	-	5.60	269.13
14M-48S-20	48	2F	3020	75	3	213.90	211.11	226	-	144	18	33	-	-	51	-	6.80	388.90
14M-50S-20	50	2F	3020	75	3	222.82	220.02	240	-	144	18	33	-	-	51	-	7.70	477.87
14M-56S-20	56	9F	3020	75	3	249.55	246.76	256	207	144	14	33	9	9	51	9	7.70	599.39
14M-60S-20	60	9	3020	75	3	267.38	264.58	-	224	159	-	33	9	9	51	9	8.50	759.60
14M-64S-20	64	9	3020	75	3	285.21	282.41	-	242	159	-	33	9	9	51	9	10.20	1037.15
14M-72S-20	72	9	3020	75	3	320.86	318.06	-	278	159	-	33	9	9	51	9	11.50	1479.92
14M-80S-20	80	9	3020	75	3	356.51	353.71	-	314	159	-	33	9	9	51	9	13.50	2144.80
14M-90S-20	90	10	3020	75	3	401.07	398.27	-	360	159	-	33	9	9	51	9	14.20	2855.21
14M-112S-20	112	10	3020	75	3	499.11	496.31	-	456	159	-	33	9	9	51	9	18.10	5636.13
14M-140S-20	140	10	3020	75	3	623.89	621.09	-	581	159	-	33	9	9	51	9	22.90	11429.96
14M-28S-37	28	5F	2012	50	2	124.78	121.98	128	88	-	-	-	51	-	32	19	2.20	42.81
14M-30S-37	30	6F	2517	60	2 1/2	133.69	130.89	138	98	-	-	-	51	-	45	3	2.50	55.85
14M-32S-37	32	6F	2517	60	2 1/2	142.60	139.80	154	100	-	-	-	51	-	45	3	3.00	76.25
14M-34S-37	34	6F	2517	60	2 1/2	151.52	148.72	160	109	-	-	-	51	-	45	3	3.80	109.05
14M-36S-37	36	5F	2517	60	2 1/2	160.43	157.63	168	117	-	-	-	51	-	45	6	4.30	138.34
14M-38S-37	38	5F	2517	60	2 1/2	169.34	166.54	183	126	-	-	-	51	-	45	6	5.10	182.81
14M-40S-37	40	5F	2517	60	2 1/2	178.25	175.45	188	135	-	-	-	51	-	45	6	6.00	238.30
14M-44S-37	44	3F	3020	75	3	196.08	193.28	211	-	-	-	-	51	-	-	-	7.00	336.41
14M-48S-37	48	3F	3020	75	3	213.90	211.11	226	-	-	-	-	51	-	-	-	9.00	514.72
14M-50S-37	50	3F	3020	75	3	222.82	220.02	240	-	-	-	-	51	-	-	-	10.00	620.61
14M-56S-37	56	7F	3020	75	3	249.55	246.76	256	207	144	-	-	51	-	51	0	9.20	745.88
14M-60S-37	60	7	3020	75	3	267.38	264.58	-	224	159	-	-	51	-	51	0	10.20	911.52
14M-64S-37	64	7	3020	75	3	285.21	282.41	-	242	159	-	-	51	-	51	0	12.20	1240.51
14M-72S-37	72	7	3020	75	3	320.86	318.06	-	278	159	-	-	51	-	51	0	13.40	1724.43
14M-80S-37	80	7	3020	75	3	356.51	353.71	-	314	159	-	-	51	-	51	0	16.10	2557.88
14M-90S-37	90	8	3020	75	3	401.07	398.27	-	360	159	-	-	51	-	51	0	17.20	3458.43
14M-112S-37	112	8	3020	75	3	499.11	496.31	-	456	159	-	-	51	-	51	0	23.00	7161.94
14M-140S-37	140	10	3525	100	4	623.89	621.09	-	581	206	-	-	51	-	65	7	41.00	19948.49
14M-168S-37	168	10	3525	100	4	748.66	745.87	-	706	206	-	-	51	-	65	7	51.50	36081.66
14M-192S-37	192	10	4030	115	4 1/2	855.61	852.82	-	812	215	-	-	51	-	76	12.5	60.00	54905.14

* Max. bore to be fitted with shallow keys.

PB = Plain Bored Bush.

For peripheral speeds greater than 40 m/sec consult Gates.

38 SPROCKETS POLY CHAIN® GT™ 8MGT - 14MGT



PULLEY INFORMATION

Notes: Pulleys of cast iron or steel material are supplied. Pulleys of either material provide required durability and service life. Gates reserves the right to supply pulleys of either material against orders for standard pulleys.
Specification: cast iron 220 N/mm² / steel 220 M07.

PULLEY SPECIFICATIONS

Pulley designation	No. of teeth	Pulley type	Bush No.	Max. bore		Diameters mm		A	B	E	F	K	L	M	Weight kg	Moment of inertia 10 ⁻⁴ kgm ²	
				Metric	Inch	Pitch	Outside										Flange
14M-34S-68	34	1F	PB	100	4	151.52	148.72	160	-	132	20	84	-	104	-	10.50	301.33
14M-36S-68	36	1F	PB	100	4 1/4	160.43	157.63	168	-	131	20	84	-	104	-	11.70	376.42
14M-38S-68	38	1F	PB	115*	4 1/2	169.34	166.54	183	-	141	20	84	-	104	-	13.40	481.46
14M-40S-68	40	1F	PB	125*	5	178.25	175.45	188	-	156	20	84	-	104	-	15.40	611.63
14M-44S-68	44	6F	3020	75	3	196.08	193.28	211	153	-	-	84	16.5	51	16.5	9.20	442.14
14M-48S-68	48	5F	3020	75	3	213.90	211.11	226	171	-	-	84	-	51	33	11.30	646.26
14M-50S-68	50	6F	3525	100	4	222.82	220.02	240	180	-	-	84	9.5	65	9.5	15.50	775.76
14M-56S-68	56	6F	3525	100	4	249.55	246.76	256	207	-	-	84	9.5	65	9.5	16.80	1307.78
14M-60S-68	60	6	3525	100	4	267.38	264.58	-	224	-	-	84	9.5	65	9.5	20.40	1823.05
14M-64S-68	64	6	3525	100	4	285.21	282.41	-	242	-	-	84	9.5	65	9.5	23.60	2399.67
14M-72S-68	72	7	3525	100	4	320.86	318.06	-	278	178	-	84	9.5	65	9.5	20.30	2612.89
14M-80S-68	80	7	3525	100	4	356.51	353.71	-	314	178	-	84	9.5	65	9.5	21.30	3384.02
14M-90S-68	90	8	3525	100	4	401.07	398.27	-	360	178	-	84	9.5	65	9.5	24.40	4966.46
14M-112S-68	112	8	3525	100	4	499.11	496.31	-	456	178	-	84	9.5	65	9.5	32.70	10182.40
14M-140S-68	140	8	3525	100	4	623.89	621.09	-	581	206	-	84	9.5	65	9.5	55.00	26760.16
14M-168S-68	168	8	3525	100	4	748.66	745.87	-	706	206	-	84	9.5	65	9.5	71.00	49743.65
14M-192S-68	192	8	4030	115	4 1/2	855.61	852.82	-	812	215	-	84	4	76	4	80.50	73664.39
14M-36S-90	36	1F	PB	110	4 1/4	160.43	157.63	168	-	131	30	106	-	136	-	14.50	466.50
14M-38S-90	38	1F	PB	115	4 1/2	169.34	166.50	183	-	141	30	106	-	136	-	17.50	627.29
14M-40S-90	40	1F	PB	125	5 1/2	178.25	175.45	188	-	156	30	106	-	136	-	19.10	758.59
14M-44S-90	44	1F	PB	140	6 1/2	196.08	193.28	211	-	169	30	106	-	136	-	23.90	1150.95
14M-48S-90	48	6F	3525	100	4	213.90	211.11	226	171	-	-	106	20	66	20	12.70	726.33
14M-50S-90	50	6F	3525	100	4	222.82	220.02	240	180	-	-	106	20	66	20	14.50	899.88
14M-56S-90	56	6F	3525	100	4	249.55	246.76	256	207	-	-	106	20	66	20	19.00	1479.04
14M-60S-90	60	6	3525	100	4	267.38	264.58	-	224	-	-	106	20	66	20	22.50	2010.71
14M-64S-90	64	6	3525	100	4	285.21	282.41	-	242	-	-	106	20	66	20	24.00	2433.77
14M-72S-90	72	7	3525	100	4	320.86	318.06	-	278	178	-	106	20	66	20	22.60	2908.37
14M-80S-90	80	7	4030	115	4 1/2	356.51	353.71	-	314	215	-	106	15	76	15	27.00	4289.60
14M-90S-90	90	7	4030	115	4 1/2	401.07	398.27	-	360	215	-	106	15	76	15	34.10	6856.54
14M-112S-90	112	8	4535	125	5	499.11	496.31	-	456	215	-	106	8	90	8	46.00	14323.87
14M-140S-90	140	8	4535	125	5	623.89	621.09	-	581	215	-	106	8	90	8	61.00	29679.45
14M-168S-90	168	8	5040	130*	5	748.66	745.87	-	706	267	-	106	2	102	2	90.00	63055.33
14M-192S-90	192	8	5040	130*	5	855.61	852.82	-	812	267	-	106	2	102	2	108.50	93796.27

* Max. bore to be fitted with shallow keys. For peripheral speeds greater than 40 m/sec consult Gates.

PB = Plain Bored Bush.

38 SPROCKETS POLY CHAIN® GT™ 8MGT - 14MGT



PULLEY INFORMATION

Notes: Pulleys of cast iron or steel material are supplied. Pulleys of either material provide required durability and service life. Gates reserves the right to supply pulleys of either material against orders for standard pulleys. **Specification:** cast iron 220 N/mm² / steel 220 M07.

PULLEY SPECIFICATIONS

Pulley designation	No. of teeth	Pulley type	Bush No.	Max. bore		Diameters		A	B	E	F	K	L	M	Weight	Moment of inertia 10 ⁻⁴	
				Metric	Inch	mm	Flange										
14M-38S-12S	38	1F	PB	115*	4 1/2	169.34	166.54	183	-	141	20	141	-	161	-	20.30	727.65
14M-40S-12S	40	1F	PB	125*	5	178.25	175.45	188	-	156	20	141	-	161	-	23.00	913.48
14M-44S-12S	44	1F	PB	140*	5 1/2	196.08	193.28	211	-	169	20	141	-	161	-	28.80	1384.10
14M-48S-12S	48	1F	PB	160*	6 1/4	213.90	211.11	226	-	185	20	141	-	161	-	34.60	1978.83
14M-50S-12S	50	6F	3525	100	4	222.82	220.02	240	180	-	-	141	38	65	38	16.80	1042.62
14M-56S-12S	56	6F	3525	100	4	249.55	246.76	256	207	-	-	141	38	65	38	21.60	1681.43
14M-60S-12S	60	6	4030	115	4 1/2	267.38	264.58	-	224	-	-	141	32.5	76	32.5	25.60	2287.85
14M-64S-12S	64	6	4030	115	4 1/2	285.21	282.41	-	242	-	-	141	32.5	76	32.5	29.70	3024.16
14M-72S-12S	72	7	4030	115	4 1/2	320.86	318.06	-	278	215	-	141	32.5	76	32.5	30.00	3860.66
14M-80S-12S	80	7	4030	115	4 1/2	356.51	353.71	-	314	215	-	141	32.5	76	32.5	33.40	5306.40
14M-90S-12S	90	7	4030	115	4 1/2	401.07	398.27	-	360	215	-	141	32.5	76	32.5	39.40	7947.12
14M-112S-12S	112	8	4535	125	5	499.11	496.31	-	456	215	-	141	26	89	26	56.00	17437.76
14M-140S-12S	140	8	4535	125	5	623.89	621.09	-	581	215	-	141	26	89	26	73.00	35518.03
14M-168S-12S	168	8	5040	125	5	748.66	745.87	-	706	267	-	141	19.5	102	19.5	101.00	70762.02
14M-192S-12S	192	8	5040	125	5	855.61	852.82	-	812	267	-	141	19.5	102	19.5	121.50	111182.90

MINIMUM STOCK BORES FOR PLAIN BORED (PB) PULLEYS

Pulley	Minimum bore mm	Pulley	Minimum bore mm
8M-22S-12	12.00	14M-34S-68	40.00
8M-22S-21	12.00	14M-36S-68	40.00
8M-25S-36	16.00	14M-38S-68	40.00
8M-30S-62	20.00	14M-40S-68	40.00
8M-32S-62	20.00	14M-36S-90	50.00
8M-34S-62	20.00	14M-38S-90	50.00
8M-36S-62	20.00	14M-40S-90	50.00
8M-38S-62	20.00	14M-44S-90	50.00
		14M-38S-12S	50.00
		14M-40S-12S	50.00
		14M-44S-12S	50.00
		14M-48S-12S	50.00

* Max. bore to be fitted with shallow keys.

PB = Plain Bored Bush.

For peripheral speeds greater than 40 m/sec consult Gates.

39 SPROCKETS POLY CHAIN® 5MGT/POWERGRIP™ 5MGT



Description	Number of Grooves	Pitch Diameter	Material	Bore or Bushing	Bore Range			Weight	
		mm			inch	mm	Lbs.	kg	
PCGT 5M 18S 15 PB	18	28.66	ST	PB	1/4 - 3/8	6.35 - 9.525	0.24	0.11	
PCGT 5M 19S 15 PB	19	30.26	ST	PB	1/4 - 7/16	6.35 - 11.11	0.28	0.13	
PCGT 5M 20S 15 PB	20	31.83	ST	PB	1/4 - 1/2	6.35 - 12.7	0.32	0.15	
PCGT 5M 21S 15 PB	21	33.43	ST	PB	1/4 - 1/2	6.35 - 12.7	0.36	0.17	
PCGT 5M 22S 15 PB	22	35.03	ST	PB	1/4 - 1/2	6.35 - 12.7	0.40	0.19	
PCGT 5M 23S 15 PB	23	36.61	ST	PB	3/8 - 5/8	9.525 - 15.875	0.44	0.20	
PCGT 5M 24S 15 PB	24	38.21	ST	PB	3/8 - 5/8	9.525 - 15.875	0.47	0.22	
PCGT 5M 25S 15 PB	25	39.81	ST	PB	3/8 - 5/8	9.525 - 15.875	0.55	0.25	
PCGT 5M 26S 15 PB	26	41.38	ST	PB	3/8 - 11/16	9.525 - 17.46	0.57	0.26	
PCGT 5M 28S 15 PB	28	44.58	ST	PB	1/2 - 3/4	12.7 - 19.05	0.67	0.31	
PCGT 5M 30S 15 PB	30	47.76	ST	PB	1/2 - 15/16	12.7 - 23.81	0.77	0.35	
PCGT 5M 32S 15 PB	32	50.93	ST	PB	1/2 - 15/16	12.7 - 23.81	0.88	0.40	
PCGT 5M 34S 15 PB	34	54.11	ST	PB	1 1/2 - 1	12.7 - 25.4	0.95	0.44	
PCGT 5M 36S 15 PB	36	57.31	ST	1108	1/2 - 1 1/8	12.7 - 28.575	0.50	0.23	
PCGT 5M 36S 15 PB	36	57.31	ST	PB	1/2 - 1	12.7 - 28.575	1.12	0.51	
PCGT 5M 38S 15	38	60.48	ST	1108	1/2 - 1 1/8	12.7 - 28.575	0.61	0.28	
PCGT 5M 38S 15 PB	38	60.48	ST	PB	1/2 - 1 1/4	12.7 - 31.75	1.35	0.62	
PCGT 5M 40S 15	40	63.66	ST	1108	1/2 - 1 1/8	12.7 - 28.575	0.72	0.33	
PCGT 5M 40S 15 PB	40	63.66	ST	PB	1/2 - 1 5/16	12.7 - 1.3125	1.54	0.70	
PCGT 5M 44S 15	44	70.03	ST	1108	1/2 - 1 1/8	12.7 - 28.575	0.95	0.44	
PCGT 5M 45S 15 PB	45	71.63	ST	PB	1/2 - 1 1/2	12.7 - 38.1	2.00	0.91	
PCGT 5M 48S 15	48	76.38	ST	1210	1/2 - 1 1/4	12.7 - 31.75	0.97	0.44	
PCGT 5M 50S 15 PB	50	79.08	ST	PB	1/2 - 1 3/4	12.7 - 44.45	2.30	1.05	
PCGT 5M 52S 15	52	82.76	DI	1210	1/2 - 1 1/4	12.7 - 31.75	1.17	0.54	
PCGT 5M 56S 15	56	89.13	DI	1610	1/2 - 1 11/16	12.7 - 42.8625	1.37	0.63	
PCGT 5M 60S 15	60	95.51	DI	1610	1/2 - 1 11/16	12.7 - 42.8625	1.68	0.77	
PCGT 5M 64S 15	64	101.86	DI	1610	1/2 - 1 11/16	12.7 - 42.8625	2.17	0.99	
PCGT 5M 68S 15	68	108.23	DI	1610	1/2 - 1 11/16	12.7 - 42.8625	2.10	0.96	
PCGT 5M 72S 15	72	114.58	DI	1610	1/2 - 1 11/16	12.7 - 42.8625	2.72	1.24	
PCGT 5M 80S 15	80	127.34	DI	1610	1/2 - 1 11/16	12.7 - 42.8625	3.15	1.43	
PCGT 5M 90S 15	90	143.24	DI	1610	1/2 - 1 11/16	12.7 - 42.8625	4.17	1.90	
PCGT 5M 112S 15	112	178.26	DI	2012	1/2 - 2 1/8	12.7 - 53.975	5.16	2.35	
PCGT 5M 18S 25 PB	18	28.66	ST	PB	1/4 - 3/8	6.35 - 9.525	0.39	0.18	
PCGT 5M 19S 25 PB	19	30.26	ST	PB	1/4 - 7/16	6.35 - 11.11	0.43	0.20	
PCGT 5M 20S 25 PB	20	31.83	ST	PB	1/4 - 1/2	6.35 - 12.7	0.47	0.22	
PCGT 5M 21S 25 PB	21	33.43	ST	PB	1/4 - 1/2	6.35 - 12.7	0.51	0.24	
PCGT 5M 22S 25 PB	22	35.03	ST	PB	1/4 - 1/2	6.35 - 12.7	0.55	0.25	
PCGT 5M 23S 25 PB	23	36.61	ST	PB	3/8 - 5/8	9.525 - 15.875	0.59	0.27	
PCGT 5M 24S 25 PB	24	38.21	ST	PB	3/8 - 5/8	9.525 - 15.875	0.64	0.30	
PCGT 5M 25S 25 PB	25	39.78	ST	PB	3/8 - 5/5	9.525 - 15.875	0.70	0.32	
PCGT 5M 26S 25 PB	26	41.38	ST	PB	3/8 - 11/16	9.525 - 17.46	0.76	0.35	
PCGT 5M 28S 25 PB	28	44.56	ST	PB	1/2 - 15/16	12.7 - 23.81	0.88	0.40	
PCGT 5M 30S 25 PB	30	47.76	ST	PB	1/2 - 15/16	12.7 - 23.81	1.00	0.46	
PCGT 5M 32S 25 PB	32	50.93	ST	PB	1/2 - 15/16	12.7 - 23.81	1.16	0.53	
PCGT 5M 34S 25 PB	34	54.11	ST	PB	1 1/2 - 1	12.7 - 25.4	1.32	0.60	
PCGT 5M 36S 25	36	57.31	ST	1108	1/2 - 1 1/8	12.7 - 28.575	0.72	0.33	
PCGT 5M 36S 25 PB	36	57.31	ST	PB	1 1/2 - 1	12.7 - 25.4	1.49	0.68	
PCGT 5M 38S 25	38	60.48	ST	1108	1/2 - 1 1/8	12.7 - 28.575	0.80	0.37	
PCGT 5M 38S 25 PB	38	60.48	ST	PB	1/2 - 1 1/4	12.7 - 31.75	0.79	0.36	
PCGT 5M 40S 25	40	63.66	ST	1108	1/2 - 1 1/8	12.7 - 28.575	1.08	0.49	
PCGT 5M 40S 25 PB	40	63.66	ST	PB	1/2 - 1 5/16	12.7 - 1.3125	2.10	0.96	

39 SPROCKETS POLY CHAIN® 5MGT/POWERGRIP™ 5MGT



Description	Number of Grooves	Pitch Diameter	Material	Bore or Bushing	Bore Range		Weight	
		mm			inch	mm	Lbs.	kg
PCGT 5M 44S 25	44	70.03	ST	1108	1/2 - 1 1/8	12.7 - 28.575	1.20	0.55
PCGT 5M 45S 25 PB	45	71.63	ST	PB	1/2 - 1 1/2	12.7 - 38.1	2.65	1.21
PCGT 5M 48S 25	48	76.41	ST	1210	1/2 - 1 1/4	12.7 - 31.75	1.40	0.64
PCGT 5M 50S 25 PB	50	79.58	ST	PB	1/2 - 1 3/4	12.7 - 44.45	3.00	1.37
PCGT 5M 52S 25	52	82.76	DI	1210	1/2 - 1 1/4	12.7 - 31.75	1.43	0.65
PCGT 5M 56S 25	56	89.13	DI	1610	1/2 - 1 11/16	12.7 - 42.8625	1.64	0.75
PCGT 5M 60S 25	60	95.51	DI	1610	1/2 - 1 11/16	12.7 - 42.8625	1.83	0.84
PCGT 5M 64S 25	64	101.86	DI	1610	1/2 - 1 11/16	12.7 - 42.8625	2.16	0.98
PCGT 5M 68S 25	68	108.23	DI	2012	1/2 - 2 1/8	12.7 - 53.975	2.46	1.12
PCGT 5M 72S 25	72	114.58	DI	2012	1/2 - 2 1/8	12.7 - 53.975	2.84	1.29
PCGT 5M 80S 25	80	127.34	DI	2012	1/2 - 2 1/8	12.7 - 53.975	3.61	1.64
PCGT 5M 90S 25	90	143.24	DI	2012	1/2 - 2 1/8	12.7 - 53.975	4.69	2.13
PCGT 5M 112S 25	112	178.26	DI	2012	1/2 - 2 1/8	12.7 - 53.975	6.02	2.74

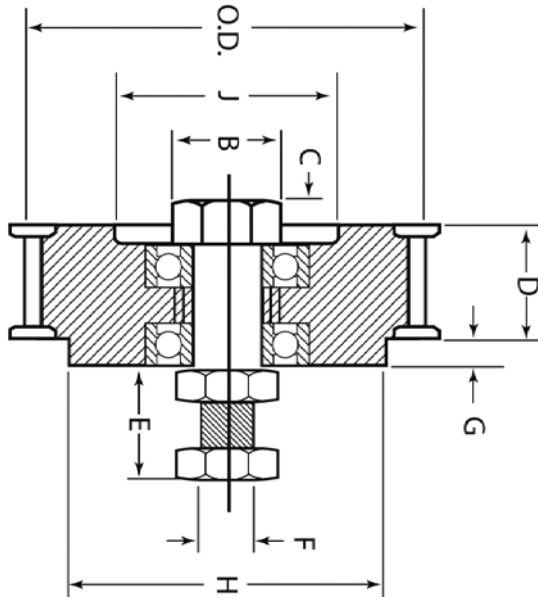
Note: PB = Plain Bore (Pilot bore).
Sprocket materials: ST = Steel; DI = Ductile Iron.

40 SPROCKETS POLY CHAIN® GT STAINLESS STEEL 8MGT



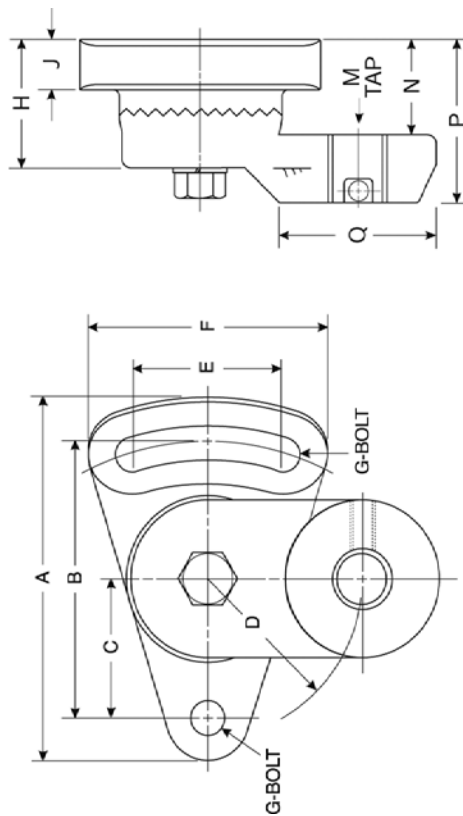
Description	Number of Grooves	Pitch Diameter	Material	Bore or Bushing	Bore Range		Weight	
		mm			inch	mm	Lbs.	kg
PCGT 8M 28S 12 SS	28	71.310	SS	1108	12.70 - 28.575	1/2 - 1 1/8	0.90	0.41
PCGT 8M 28S 12 SS	28	71.310	SS	PB	12.70 - 44.45	1/2 - 1 3/4	1.40	0.64
PCGT 8M 29S 12 SS	29	73.850	SS	1108	12.70 - 28.575	1/2 - 1 1/8	0.90	0.41
PCGT 8M 29S 12 SS	29	73.850	SS	PB	12.70 - 44.45	1/2 - 1 3/4	1.50	0.69
PCGT 8M 30S 12 SS	30	76.400	SS	1108	12.70 - 28.575	1/2 - 1 1/8	1.00	0.46
PCGT 8M 30S 12 SS	30	76.400	SS	PB	12.70 - 46.0375	1/2 - 1 13/16	1.60	0.73
PCGT 8M 32S 12 SS	32	81.490	SS	1210	12.70 - 31.75	1/2 - 1 1/4	1.20	0.55
PCGT 8M 32S 12 SS	32	81.490	SS	PB	12.70 - 50.8	1/2 - 2	1.70	0.78
PCGT 8M 34S 12 SS	34	86.590	SS	1610	12.70 - 42.8625	1/2 - 1 11/16	1.30	0.59
PCGT 8M 34S 12 SS	34	86.590	SS	PB	12.70 - 53.975	1/2 - 2 1/8	1.80	0.82
PCGT 8M 36S 12 SS	36	91.680	SS	1610	12.70 - 42.8625	1/2 - 1 11/16	1.40	0.64
PCGT 8M 38S 12 SS	38	96.770	SS	1610	12.70 - 42.8625	1/2 - 1 11/16	1.60	0.73
PCGT 8M 40S 12 SS	40	101.860	SS	2012	12.70 - 53.975	1/2 - 2 1/8	1.90	0.87
PCGT 8M 42S 12 SS	42	106.960	SS	2012	12.70 - 53.975	1/2 - 2 1/8	2.30	1.05
PCGT 8M 45S 12 SS	45	114.600	SS	2012	12.70 - 53.975	1/2 - 2 1/8	2.50	1.14
PCGT 8M 48S 12 SS	48	122.240	SS	2012	12.70 - 53.975	1/2 - 2 1/8	2.70	1.23
PCGT 8M 50S 12 SS	50	127.330	SS	2012	12.70 - 53.975	1/2 - 2 1/8	3.90	1.77
PCGT 8M 53S 12 SS	53	134.970	SS	2012	12.70 - 53.975	1/2 - 2 1/8	3.70	1.68
PCGT 8M 56S 12 SS	56	142.610	SS	2012	12.70 - 53.975	1/2 - 2 1/8	4.20	1.91
PCGT 8M 60S 12 SS	60	152.790	SS	2012	12.70 - 53.975	1/2 - 2 1/8	4.90	2.23
PCGT 8M 28S 21 SS	28	71.310	SS	1108	12.70 - 28.575	1/2 - 1 1/8	2.10	0.96
PCGT 8M 28S 21 SS	28	71.310	SS	PB	12.70 - 44.45	1/2 - 1 3/4	1.80	0.82
PCGT 8M 29S 21 SS	29	73.850	SS	1108	12.70 - 28.575	1/2 - 1 1/8	2.30	1.05
PCGT 8M 29S 21 SS	29	73.850	SS	PB	12.70 - 44.45	1/2 - 1 3/4	2.00	0.91
PCGT 8M 30S 21 SS	30	76.400	SS	1108	12.70 - 28.575	1/2 - 1 1/8	2.50	1.14
PCGT 8M 30S 21 SS	30	76.400	SS	PB	12.70 - 46.0375	1/2 - 1 13/16	2.20	1.00
PCGT 8M 32S 21 SS	32	81.490	SS	1210	12.70 - 31.75	1/2 - 1 1/4	3.00	1.37
PCGT 8M 32S 21 SS	32	81.490	SS	PB	12.70 - 50.8	1/2 - 2	2.50	1.14
PCGT 8M 34S 21 SS	34	86.590	SS	1610	12.70 - 42.8625	1/2 - 1 11/16	1.90	0.87
PCGT 8M 34S 21 SS	34	86.590	SS	PB	12.70 - 50.8	1/2 - 2	2.70	1.23
PCGT 8M 36S 21 SS	36	91.680	SS	1610	12.70 - 42.8625	1/2 - 1 11/16	2.10	0.96
PCGT 8M 38S 21 SS	38	96.770	SS	1610	12.70 - 42.8625	1/2 - 1 11/16	2.30	1.05
PCGT 8M 40S 21 SS	40	101.860	SS	2012	12.70 - 53.975	1/2 - 2 1/8	2.30	1.05
PCGT 8M 42S 21 SS	42	106.960	SS	2012	12.70 - 53.975	1/2 - 2 1/8	2.50	1.14
PCGT 8M 45S 21 SS	45	114.600	SS	2012	12.70 - 53.975	1/2 - 2 1/8	3.00	1.37
PCGT 8M 48S 21 SS	48	122.240	SS	2012	12.70 - 53.975	1/2 - 2 1/8	3.40	1.55
PCGT 8M 50S 21 SS	50	127.330	SS	2012	12.70 - 53.975	1/2 - 2 1/8	3.90	1.77
PCGT 8M 53S 21 SS	53	134.970	SS	2012	12.70 - 53.975	1/2 - 2 1/8	4.40	2.00
PCGT 8M 56S 21 SS	56	142.610	SS	2012	12.70 - 53.975	1/2 - 2 1/8	4.80	2.18
PCGT 8M 60S 21 SS	60	152.790	SS	2012	12.70 - 53.975	1/2 - 2 1/8	7.70	3.50

41 IDLER SPROCKETS POLY CHAIN® GT 8MGT & 14MGT



Description	Product number	Use with	Use with	Belt width mm	No. of teeth	O.D. mm	B.ref. mm	C mm	D mm	E Ref. in	G Ref. mm	H mm	J mm	Weight lb	Weight kg
PCGT IDLER 8M 32S 12	7720-01500	8mm pitch Poly Chain	7720-01010	12	32	79.88	31.75	12.70	21.59	3/4-16	23.88	69.85	-	1.00	0.45
PCGT IDLER 8M 32S 21	7720-01510	8mm pitch Poly Chain	7720-01010	21	32	79.88	31.75	12.70	31.50	3/4-16	14.22	69.85	-	1.10	0.50
PCGT IDLER 8M 36S 36	7720-01520	GT2/GT Carbon Volt	7720-01010	36	36	90.07	48.51	19.05	47.24	3/4-16	-	-	-	2.00	0.91
PCGT IDLER 8M 36S 62	7720-01530	GT2/GT Carbon Volt	7720-01010	62	36	90.07	48.51	19.05	73.91	3/4-16	17.53	79.50	-	2.10	0.95
PCGT IDLER 14M 30S 20	7720-01600	14mm pitch Poly Chain	7720-01020	20	30	130.89	64.77	25.40	34.54	1-14	25.40	111.25	-	9.00	4.08
PCGT IDLER 14M 30S 37	7720-01610	14mm pitch Poly Chain	7720-01020	37	30	130.89	64.77	25.40	52.32	1-14	6.35	111.25	-	12.00	5.44
PCGT IDLER 14M 34S 68	7720-01620	GT2/GT Carbon Volt	7720-01020	68	34	148.72	85.85	14.22	84.88	1-14	25.40	123.95	110.24	15.60	7.08
PCGT IDLER 14M 34S 90	7720-01640	GT2/GT Carbon Volt	7720-01020	90	34	148.72	85.85	7.87	106.68	1-14	25.40	123.95	110.24	16.70	7.57
PCGT IDLER 14M 34S 125	7720-01630	GT2/GT Carbon Volt	7720-01020	125	34	148.72	85.85	4.83	143.00	1-14	27.69	123.95	110.24	23.10	10.48

42 IDLER BRACKETS



Description	Product number	Use with	A	B	C	D	E	F	G	H	J	N	P	Q	Weight	
			mm	mm	mm	mm	mm	mm	mm	mm	mm	mm	Threads	mm	mm	lb
PCGT IDLER BRACKET 10	7720-01010	8mm Pitch Idler Sprockets	117.60	88.90	44.45	50.80	52.32	77.72	9.65	38.10	16.00	25.40	47.75	44.45	3.40	1.54
PCGT IDLER BRACKET 20	7720-01020	14mm Pitch Idler Sprockets	176.28	133.35	66.80	127.00	76.20	115.82	16.00	60.45	25.40	41.40	74.68	69.85	11.20	5.08



8. SUPPORT SERVICES



Every day, design engineers, maintenance people, equipment manufacturers and their customers around the world rely on Gates to keep them running smoothly, safely and reliably. Whether driven by people, equipment or technology, Gates provides a wide range of services to optimise belt drive performance and deliver the best value to customers in return for their investment in Gates' products.

DESIGNFLEX™ PRO™: GATES DRIVE DESIGN SOFTWARE

Gates puts forward two fast and easy resources for selecting and maintaining belt drive systems. DesignFlex™ Pro™ and Design IQ™, online drive design and engineering tools, assist designers in quickly selecting optimum drive solutions. With the Gates multilingual DesignFlex™ Pro™ programme, you can design a drive in minutes, and get every possible drive solution that fits your design parameters. What's more, you can print, e-mail and create a PDF of the design specifications. Design IQ™ provides a blank slate for designing multipoint and complex serpentine belt drives. Utilising a specific Gates product that you have identified, as well as your drive specifications, the software will calculate belt tension, shaft load, belt length and more.

GATES COST SAVING PROGRAMME

Gates' technical and commercial teams are available to perform plant surveys on customers' premises: Gates' distributors and application engineers conduct performance evaluations and develop a maintenance recommendation plan for energy cost savings. They evaluate current belt drive efficiencies using DesignFlex™ Pro™ and the Gates Cost Saving Calculation Tool to develop a preventive maintenance programme maximising the life of all belt drives in your facility. The energy saving calculations are based on the best information available and represent the typical saving that can be expected from correctly installed drive systems.

GATES E-COMMERCE WEBSITE

By going online, registered Gates distributors can find the most current product information, enter orders 24 hours/day and track orders at any time. Gates electronic price lists can be consulted from the e-commerce website www.gates-online.com. To request free printed copies of the price list available in several languages, just contact your Gates representative.

GATES LITERATURE AND WEBSITE

Please consult our website at www.Gates.com for specific and updated information on all Gates industrial belt products and our list of available literature. Industrial Power Transmission brochures and leaflets can be downloaded there. Distributors may link up with the Gates European site to supply visitors with updated information on the European Gates organisation.

GATES MANUFACTURING AND DISTRIBUTION IN EUROPE

Gates Power Transmission Industrial has product dedicated production sites in Germany, Poland, Scotland, France and Spain. Distribution is handled from one central warehouse in Ghent (Belgium).

Every effort has been made to ensure the accuracy and comprehensiveness of the information given in this catalogue. However, Gates cannot be held responsible if its products are used in special or exceptional circumstances without prior consultation with and clearance from a Gates representative.

This issue is released in 2019 and supersedes all previous versions of this catalogue. If your catalogue is more than 2 years old, please consult a Gates representative to check whether you have the latest version.

NOTES



A series of horizontal lines spaced evenly down the page, providing a template for writing notes.

NOTES



A series of horizontal lines providing a space for writing notes.



DRIVEN BY POSSIBILITY™

CUSTOMER EXPERIENCE TEAM

Korte Kepestraat 21/51
B-9320 EREMBODEGEM
BELGIUM

Contact: inforequest@gates.com

The manufacturers reserve the right to amend details where necessary.
E2/20211 - © Gates 2021 - Printed in Belgium - 2021.



MIX
Paper
FSC FSC® C010426